



SPY II 39 M26L CRI90 3000K 19° DALI

123053210500-9030S7-06040404-0000

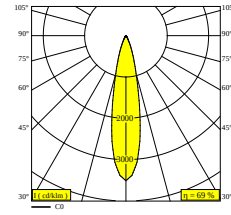
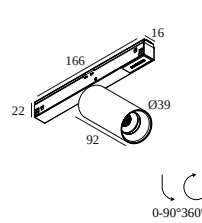
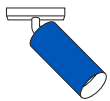


Image shows default finishes. Refer to the specifications below for the selected finishes per part.

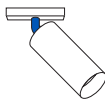
Selected finishes per part



BODY



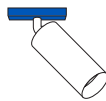
Brushed Alu (06)



HINGE



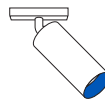
Black (04)



ADAPTER



Black (04)



TUBE



Black (04)



[View on website](#)

General info	
LOCATION	indoor
INSTALLATION	Low voltage systems Low voltage system mounted
INGRESS PROTECTION	IP20
WEIGHT (KG)	0.2
ADJUSTABILITY	0° to 90° swiveling, 360° rotatable
Electrical info	
ELECTRICAL	48V-DC
CLASS	III
DIM TYPE	DALI
ENERGY CLASS	E
Lightsource info	
LIGHTSOURCE NAME	LED
LIGHTSOURCE	LED array 8,6W / CRI>90 (R9: 52) / 3000K/1018lm
TM-30 VALUES	rf: 90 / Rg: 99
SDCM	SDCM1
RISKGROUP	RG1
LM80	L90B10 > 50000
BEAMANGLE	19°
LED TECHNICS (LIGHT SOURCE)	1018lm // 8,6W // 118lm/W
LED TECHNICS (LUMINAIRE)	706lm // 9,9W // 71lm/W

Accessories

- SOFTENING LENS 39
- SANDBLASTED LENS 39
- LINEAR SPREAD LENS 39

DELTALIGHT





SPY II 39 M26L CRI90 3000K 19° DALI

123053210500-9030S7-06040404-0000

HONEYCOMB 39

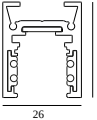
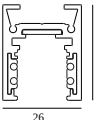
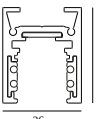
ACCESSORIES

Light altering devices

	32210 0210 SOFTENING LENS 39	<input type="checkbox"/>
	32210 0220 SANDBLASTED LENS 39	<input type="checkbox"/>
	32210 0230 LINEAR SPREAD LENS 39	<input type="checkbox"/>
	32210 0240 HONEYCOMB 39	<input type="checkbox"/>

COMPATIBLE COMPOSABLES

SHIFTLINE M26L profile (+ SHIFTLINE M26L MATRIX)

	23358 0010 SLM26L - PROFILE 1m	<input type="radio"/> <input type="radio"/>
	23358 0020 SLM26L - PROFILE 2m	<input type="radio"/> <input type="radio"/> <input type="radio"/> <input type="radio"/> <input type="radio"/> <input type="radio"/> <input type="radio"/> <input type="radio"/> <input type="radio"/> <input type="radio"/> <input type="radio"/>
	23358 0030 SLM26L - PROFILE 3m	<input type="radio"/> <input type="radio"/> <input type="radio"/> <input type="radio"/> <input type="radio"/> <input type="radio"/> <input type="radio"/> <input type="radio"/> <input type="radio"/> <input type="radio"/>

DELTALIGHT

SPY II 39 M26L CRI90 3000K 19° DALI

123053210500-9030S7-06040404-0000

Notes: