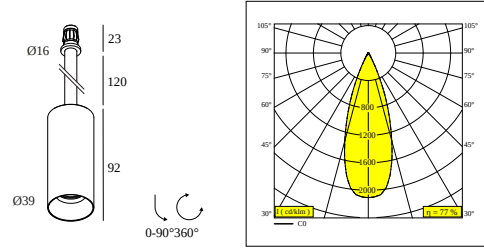



# DELTALIGHT



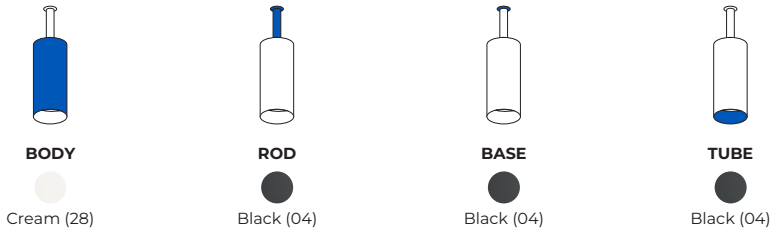
## SPY II 39 JACK ROD TRIMLESS 120 MM CRI90 2700K 35° EX PS

12304821EP02-9027W1-28040404-0000



 Image shows default finishes. Refer to the specifications below for the selected finishes per part.

### Selected finishes per part



[View on website](#)

General info	
<b>LOCATION</b>	indoor
<b>INSTALLATION</b>	Ceiling Suspended
<b>CUTOUT SHAPE/SIZE (MM)</b>	round - Ø kit
<b>RECESSED DEPTH (MM)</b>	45mm
<b>INGRESS PROTECTION</b>	IP20
<b>WEIGHT (KG)</b>	0.2
<b>ADJUSTABILITY</b>	0° to 90° swiveling, 360° rotatable
<b>INFORMATION</b>	Excl. LED power supply 350mA/500mA
Electrical info	
<b>CLASS</b>	III
<b>DIM TYPE</b>	depending on power supply
<b>ENERGY CLASS</b>	F
Lightsource info	
<b>LIGHTSOURCE NAME</b>	LED
<b>LIGHTSOURCE</b>	LED array 8,6W / CRI>90 (R9: 60) / 2700K / 974lm
<b>TM-30 VALUES</b>	rf: 89 / Rg: 100
<b>SDCM</b>	SDCM1
<b>RISKGROUP</b>	RG1
<b>LM80</b>	L90B10 > 50000
<b>BEAMANGLE</b>	35°
<b>LED TECHNICS (LIGHT SOURCE)</b>	974lm // 8,6W // 113lm/W
<b>LED TECHNICS (LUMINAIRE)</b>	737lm // 9,9W // 74lm/W

### Requirements

MOUNTING KIT JACK TRIMLESS

Delta Light NV may revise the information and technical data at any time without notice. Version: 13/06/2026

# DELTALIGHT

## SPY II 39 JACK ROD TRIMLESS 120 MM CRI90 2700K 35° EX PS















12304821EP02-9027W1-28040404-0000

Remote power supply 350mA/500mA


### Accessories

SOFTENING LENS 39  
SANDBLASTED LENS 39  
LINEAR SPREAD LENS 39  
HONEYCOMB 39

## CEILING COMPATIBILITY

Ceiling Type	Mounting Kit	
 <b>Plasterboard</b>	 32210 0010 - MOUNTING KIT R16 JACK TRIMLESS PLASTERBOARD	Required
 <b>Wood</b>	 32210 0060 - MOUNTING KIT JACK TRIMLESS WOOD B	Required
 <b>Concrete</b>	 32210 0030 - MOUNTING KIT R31 JACK TRIMLESS EXPOSED CONCRETE	Required
 <b>Concrete + plaster</b>	 32210 0020 - MOUNTING KIT R16 JACK TRIMLESS PLASTERED CONCRETE	Required
 <b>Lintel + plaster</b>	 32210 0020 - MOUNTING KIT R16 JACK TRIMLESS PLASTERED CONCRETE	Required
 <b>Hollow-core slab</b>	 32210 0030 - MOUNTING KIT R31 JACK TRIMLESS EXPOSED CONCRETE	Required
 <b>Hollow-core slab + plaster</b>	 32210 0020 - MOUNTING KIT R16 JACK TRIMLESS PLASTERED CONCRETE	Required

## ACCESSORIES

LED power supplies	# of Fixtures
 # of fixtures indicates how many devices can be connected (min -> max) to the power supply. The values before and after the ' ' correspond respectively with the minimum and maximum driving current. Values between brackets are applicable to 110V.	Min current   Max current



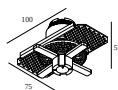
**21012 0595** LED POWER SUPPLY 500mA-DC 10W DIM5

Dimtype : DALI

Cutout dimension (mm) : 35

- | 1 -> 1

### Mounting kits



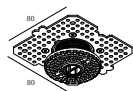
**32210 0010** MOUNTING KIT R16 JACK TRIMLESS PLASTERBOARD

Cutout dimension (mm) : 54

# DELTALIGHT

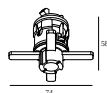
## SPY II 39 JACK ROD TRIMLESS 120 MM CRI90 2700K 35° EX PS

12304821EP02-9027W1-28040404-0000



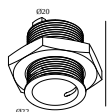
**32210 0020** MOUNTING KIT R16 JACK TRIMLESS PLASTERED CONCRETE

Cutout dimension (mm) : 60



**32210 0030** MOUNTING KIT R31 JACK TRIMLESS EXPOSED CONCRETE

Cutout dimension (mm) : 30



**32210 0060 B** MOUNTING KIT JACK TRIMLESS WOOD B

### Light altering devices



**32210 0210** SOFTENING LENS 39



**32210 0220** SANDBLASTED LENS 39



**32210 0230** LINEAR SPREAD LENS 39



**32210 0240** HONEYCOMB 39

Notes: