



## SUPERLOOP HC 90 SPR 930 W

321 209 93 W

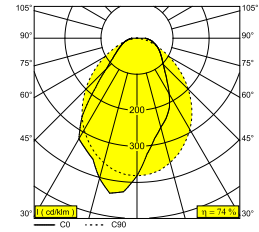
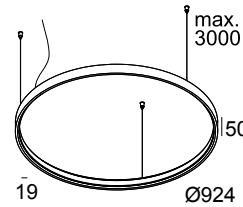
AVAILABLE IN

**BLACK** 321 209 93 B

**FLEMISH BRONZE** 321 209 93 FBR

**FLEMISH GOLD** 321 209 93 FG

**WHITE** 321 209 93 W



[View on website](#)

### General info

<b>LOCATION</b>	indoor
<b>INSTALLATION</b>	Ceiling Suspended
<b>INGRESS PROTECTION</b>	IP20
<b>WEIGHT (KG)</b>	3
<b>ADJUSTABILITY</b>	non adjustable
<b>INFORMATION</b>	INCL.PC SBL EXCL.LED POWER SUPPLY 700-900mA-DC INCL.3 x CABLE SUSPENSION SINGLE AUTO. 3.0m INCL.1 x CABLE 2 x 0.75mm <sup>2</sup>

### Electrical info

<b>CLASS</b>	III
<b>DIM TYPE</b>	depending on power supply
<b>ENERGY CLASS</b>	E

### Lightsource info

<b>LIGHTSOURCE NAME</b>	LED
<b>LIGHTSOURCE</b>	LED cluster 28,2-39W / CRI>90 (R9: 59) / 3000K / 3888-5160lm
<b>SDCM</b>	SDCM3
<b>LM80</b>	L70 > 30000
<b>LED TECHNICS (LIGHT SOURCE)</b>	5160lm // 39W // 132lm/W
<b>LED TECHNICS (LUMINAIRE)</b>	3836lm // 45W // 86lm/W

### Requirements

LED POWER SUPPLY 700 / 900mA-DC DIM  
SUPERLOOP POWERBOX L/H 700mA  
SUPERLOOP POWERBOX H 900mA

### Options

CABLE BASE R / S  
COVERSET R 62-90-100 / S 62-80-90  
CONNECTION ST / CONNECTION TRIMLESS  
SUSPENSION ST / SUSPENSION TRIMLESS

 DELTALIGHT®

**SUPERLOOP HC 90 SPR 930 W**

321 209 93 W

For detailed installation instructions, please consult the manual: [321\\_X09\\_93\\_HAND.pdf](#)

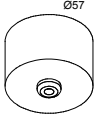
# SUPERLOOP HC 90 SPR 930 W

321 209 93 W

## FINISH YOUR SPECIFICATION

### Current supply

---



**203 99 55 ANO** CABLE BASE R ANO

---

**203 99 55 B** CABLE BASE R B

---

**203 99 55 W** CABLE BASE R W



**203 99 56 ANO** CABLE BASE S ANO

---

**203 99 56 B** CABLE BASE S B

---

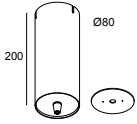
**203 99 56 W** CABLE BASE S W

# SUPERLOOP HC 90 SPR 930 W

321 209 93 W

## Power box

#

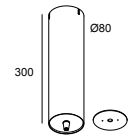


**321 55 207 ED1 B** SUPERLOOP POWERBOX L 700mA DIM1 B

1

**321 55 207 ED1 W** SUPERLOOP POWERBOX L 700mA DIM1 W

1

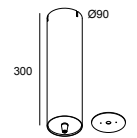


**321 55 307 ED5 B** SUPERLOOP POWERBOX H8 700mA DIM5 B

1

**321 55 307 ED5 W** SUPERLOOP POWERBOX H8 700mA DIM5 W

1



**20548 0015 B** SUPERLOOP POWERBOX H9 900mA DIM5 B

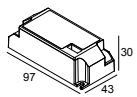
1

**20548 0015 W** SUPERLOOP POWERBOX H9 900mA DIM5 W

1

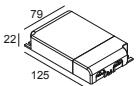
## LED power supplies

#



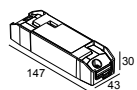
**300 90 128** LED POWER SUPPLY 700mA-DC / 36W DIM1

1



**300 90 129** LED POWER SUPPLY 900mA-DC / 60W DIM5

1



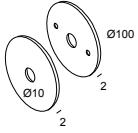
**300 90 131** LED POWER SUPPLY 700mA-DC / 38W DIM5

1

# SUPERLOOP HC 90 SPR 930 W

321 209 93 W

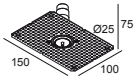
## Coversets



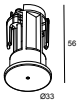
**204 00 100 B** COVERSET R 100 B

**204 00 100 W** COVERSET R 100 W

## Suspension parts



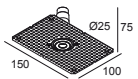
**328 10 01** SUSPENSION TRIMLESS O.F.A.



**15225 0340 B** SUSPENSION ST B

**15225 0340 W** SUSPENSION ST W

## Electric connection parts



**328 10 03** CONNECTION TRIMLESS O.F.A.



**15225 0360 B** CONNECTION ST B

**15225 0360 W** CONNECTION ST W



## **SUPERLOOP HC 90 SPR 930 W**

321 209 93 W

Notes: