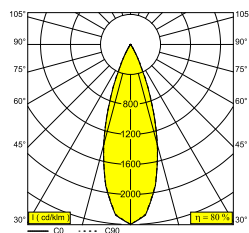




## iMAX II ADJUSTABLE TRIMLESS LP 92733

24214 9230



[View on website](#)

### General info

LOCATION	interior
INSTALLATION	Ceiling Recessed
RECESSED DEPTH (MM)	160
INGRESS PROTECTION	IP20
WEIGHT (KG)	0.3
ADJUSTABILITY	0° to 30° swiveling, 355° rotatable
INFORMATION	LENS FL-33° EXCL.LED POWER SUPPLY 350-500mA-DC

### Electrical info

CLASS	III
ENERGY CLASS	E

### Lightsource info

Lightsource Name	LED
Lightsource	LED array 6,1-9W / CRI>90 / 2700K / 768-1067lm
TM-30 Values	R9: 60 / Rf: 89 / Rg: 100
SDCM	SDCM1
LED Technics (light source)	1067lm // 9W // 119lm/W
LED Technics (luminaire)	852lm // 10W // 82lm/W

### Requirements

MOUNTING KIT R102 TRIMLESS O.F.A.  
MOUNTING KIT S102 TRIMLESS O.F.A.  
MOUNTING KIT S102 TRIMLESS  
iMAX II TUBE TRIMLESS  
LED POWER SUPPLY 350 / 500mA-DC DIM

### Accessories
























iMAX II ACCESSOIRES

# iMAX II ADJUSTABLE TRIMLESS LP 92733

24214 9230

For detailed installation instructions, please consult the manual: [24214\\_XXXX\\_HAND.pdf](#)

## CEILING COMPATIBILITY

Ceiling Type	Mounting Kit	
 <b>System ceiling</b>	 MOUNTING KIT R102 TRIMLESS O.F.A.	Required
	 MOUNTING KIT S102 TRIMLESS	Required
	 MOUNTING KIT S102 TRIMLESS O.F.A.	Required
 <b>Plasterboard</b>	 MOUNTING KIT R102 TRIMLESS O.F.A.	Required
	 MOUNTING KIT S102 TRIMLESS	Required
	 MOUNTING KIT S102 TRIMLESS O.F.A.	Required
 <b>Concrete + plaster</b>	 MOUNTING KIT R102 TRIMLESS O.F.A.	Required
	 MOUNTING KIT S102 TRIMLESS	Required
	 MOUNTING KIT S102 TRIMLESS O.F.A.	Required
 <b>Lintel + plaster</b>	 MOUNTING KIT R102 TRIMLESS O.F.A.	Required
	 MOUNTING KIT S102 TRIMLESS	Required
	 MOUNTING KIT S102 TRIMLESS O.F.A.	Required
 <b>Hollow-core slab + plaster</b>	 MOUNTING KIT R102 TRIMLESS O.F.A.	Required
	 MOUNTING KIT S102 TRIMLESS	Required
	 MOUNTING KIT S102 TRIMLESS O.F.A.	Required
 <b>Stretched ceiling</b>	 MOUNTING KIT R102 TRIMLESS CSC	Required
	 MOUNTING KIT R102 TRIMLESS WSC	Required

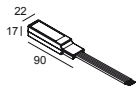
# iMAX II ADJUSTABLE TRIMLESS LP 92733

24214 9230

## FINISH YOUR SPECIFICATION

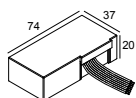
### LED power supplies

#



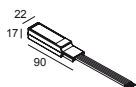
**300 48 350 ED1** LED POWER CONVERTER 48V-DC to 350 mA-DC / 15W DIM1

1->2

☐


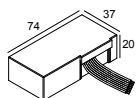
**300 48 350 ED5** LED POWER CONVERTER 48V-DC to 350 mA-DC / 15W DIM5

1->2

☐


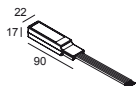
**300 48 350 MDL** LED POWER CONVERTER 48V-DC to 350 mA-DC / 15W MDL

1->2

☐


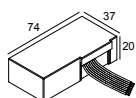
**300 48 350 WDL** LED POWER CONVERTER 48V-DC to 350 mA-DC / 15W WDL

1->2

☐


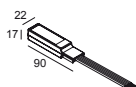
**300 48 500 ED1** LED POWER CONVERTER 48V-DC to 500 mA-DC / 22W DIM1

1->2

☐


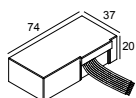
**300 48 500 ED5** LED POWER CONVERTER 48V-DC to 500 mA-DC / 22W DIM5

1->2

☐


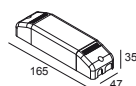
**300 48 500 MDL** LED POWER CONVERTER 48V-DC to 500 mA-DC / 22W MDL

1->2

☐


**300 48 500 WDL** LED POWER CONVERTER 48V-DC to 500 mA-DC / 22W WDL

1->2

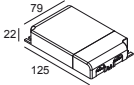
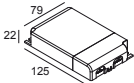
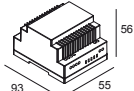
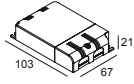
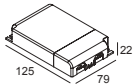
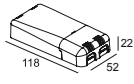
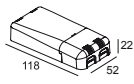
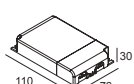
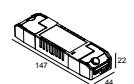
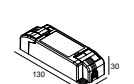
☐


**300 90 61** LED POWER SUPPLY MULTI-POWER DIM6

1->2 / 1->2

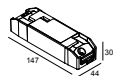
☐

imax II ADJUSTABLE TRIMLESS LP 92733  
24214 9230

	<b>300 90 63</b>	LED POWER SUPPLY MULTI-POWER DIM9	1->4(4) / 1->4(3) <input type="checkbox"/>
	<b>300 90 64</b>	LED POWER SUPPLY MULTI-POWER DIM7	1->3(2) / 1->2(1) <input type="checkbox"/>
	<b>300 90 67</b>	LED POWER CONVERTER 24V-DC TO MULTI CURRENT 48W DIM9	1->2 / - <input type="checkbox"/>
	<b>300 90 68</b>	LED POWER SUPPLY MULTI-POWER DIM5	1->2(2) / 1->2(1) <input type="checkbox"/>
	<b>300 90 69</b>	LED POWER SUPPLY MULTI-POWER HV DIM9	2->6(6) / 1->6(4) <input type="checkbox"/>
	<b>300 90 124</b>	LED POWER SUPPLY MULTI-POWER DIM7	1->2(2) / 1->2(1) <input type="checkbox"/>
	<b>300 90 125</b>	LED POWER SUPPLY MULTI-POWER MINI DIM5	1->2(2) / 1->2(1) <input type="checkbox"/>
	<b>300 90 135</b>	LED POWER SUPPLY MULTI-POWER HV	3->4 / 2->4 <input type="checkbox"/>
	<b>21012 0010</b>	LED POWER SUPPLY MULTI POWER	1->2 / 1->2 <input type="checkbox"/>
	<b>21012 0021</b>	LED POWER SUPPLY MULTI POWER DIM1	1->3 / 1->3 <input type="checkbox"/>

# imax II ADJUSTABLE TRIMLESS LP 92733

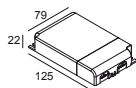
24214 9230



**21012 0035**

LED POWER SUPPLY MULTI POWER DIM5

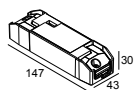
1->3 / 1->3

☐


**21012 004W**

LED POWER SUPPLY MULTI-POWER WDL

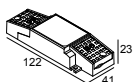
1->4(4) / 1->4(3)

☐


**21012 005W**

LED POWER SUPPLY MULTI-POWER COMPACT WDL

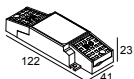
1->3 / 1->3

☐


**21012 0258**

LED POWER SUPPLY MULTI POWER 200-350 / 10W DIM8

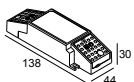
1

☐


**21012 0268**

LED POWER SUPPLY MULTI POWER 200-350 / 15W DIM8

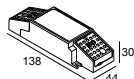
2->2

☐


**21012 0278**

LED POWER SUPPLY MULTI POWER 500-700 / 20W DIM8

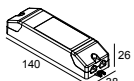
1

☐


**21012 0288**

LED POWER SUPPLY MULTI POWER 500-700 / 36W DIM8

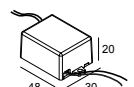
2->2

☐


**21012 0298**

LED POWER SUPPLY MULTI POWER 250-900 / 20W DIM8

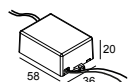
1->2 / 1->2

☐


**21012 0308**

LED POWER SUPPLY 350mA / 7,35W DIM8

1

☐


**21012 0318**

LED POWER SUPPLY 500mA / 10W DIM8

1

☐

iMAX II ADJUSTABLE TRIMLESS LP 92733

24214 9230

Mounting kits



125 155 220

**400 92 00**

MOUNTING KIT S102 TRIMLESS

☐



264 155 264

**400 92 00 OFA**

MOUNTING KIT S102 TRIMLESS O.F.A.

☐



117 102 172 56

**15212 2010**

MOUNTING KIT R102 TRIMLESS O.F.A.

☐

Mounting kits stretched ceiling



118 160 160

**15212 0090**

MOUNTING KIT R102 TRIMLESS CSC

☐



Ø111

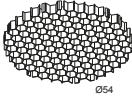
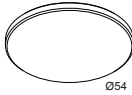
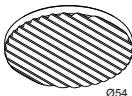

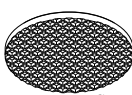
**15212 0170**

MOUNTING KIT R102 TRIMLESS WSC

☐

**iMAX II ADJUSTABLE TRIMLESS LP 92733**  
 24214 9230

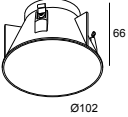
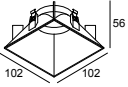
Light altering devices

 <div> <b>24213 0050 B</b> iMAX II HONEYCOMB B </div>	<input type="checkbox"/>
 <div> <b>24213 0060</b> iMAX II GLASS SBL </div>	<input type="checkbox"/>
 <div> <b>24213 0070</b> iMAX II LINEAR SPREAD LENS </div>	<input type="checkbox"/>
 <div> <b>24213 0090</b> iMAX II SOFTENING LENS </div>	<input type="checkbox"/>
 <div> <b>24213 0100</b> iMAX II SPREAD LENS </div>	<input type="checkbox"/>

iMAX II ADJUSTABLE TRIMLESS LP 92733

24214 9230

Finish your product

	<b><u>24213 0020 B</u></b>	iMAX II TUBE ROUND TRIMLESS B	<input type="checkbox"/>
	<b><u>24213 0020 MMAT</u></b>	iMAX II TUBE ROUND TRIMLESS MMAT	<input type="checkbox"/>
	<b><u>24213 0020 W</u></b>	iMAX II TUBE ROUND TRIMLESS W	<input type="checkbox"/>
	<b><u>24213 0030 B</u></b>	iMAX II TUBE SQUARE TRIMLESS B	<input type="checkbox"/>
	<b><u>24213 0030 MMAT</u></b>	iMAX II TUBE SQUARE TRIMLESS MMAT	<input type="checkbox"/>
	<b><u>24213 0030 W</u></b>	iMAX II TUBE SQUARE TRIMLESS W	<input type="checkbox"/>

Notes: