



SOLI - 52 NLT 983045 Q-DIM

27119 733Q B

AVAILABLE IN
BLACK 27119 733Q B
GOLD COLOURED 27119 733Q GC
WHITE 27119 733Q W



[View on website](#)



General info

| | |
|---------------------------|--|
| LOCATION | indoor |
| INSTALLATION | Low voltage systems Low voltage system mounted |
| INGRESS PROTECTION | IP20 |
| WEIGHT (KG) | 0.4 |
| ADJUSTABILITY | 0° to 90° swiveling, 360° rotatable |
| INFORMATION | REFLECTOR WFL-45° EXCL.LED POWER SUPPLY 48V-DC NLT = Natural Light Technology Optional REFLECTORS 20° & 30° available |

Electrical info

| | |
|---------------------|---------------|
| ELECTRICAL | 48V-DC |
| CLASS | III |
| DIM TYPE | Qbus dim |
| ENERGY CLASS | F |
| CERTIFICATES | CB, ENEC, LCA |

Lightsource info

| | |
|------------------------------------|--|
| LIGHTSOURCE NAME | LED |
| LIGHTSOURCE | LED array 10,7W / CRI>98 (R9: 98) / 3000K / 1040lm |
| TM-30 VALUES | rf: 98 / Rg: 101 |
| SDCM | SDCM2 |
| RISKGROUP | RG1 |
| LM80 | L90B10 > 50000 |
| BEAMANGLE | 45° |
| LED TECHNICS (LIGHT SOURCE) | 1040lm // 10,7W // 97lm/W |
| LED TECHNICS (LUMINAIRE) | 665lm // 12,3W // 54lm/W |

Requirements

SPY 52 TUBE
 LED POWER SUPPLY 48V-DC

Accessories

HONEYCOMB 42
 SPREAD LENS 42
 LINEAR SPREAD LENS 42
 SOFTENING LENS 42
 GLASS SBL 42

DELTALIGHT

SOLI - 52 NLT 983045 Q-DIM


27119 733Q B

For detailed installation instructions, please consult the manual : [27119_XXXQ_HAND.pdf](#)

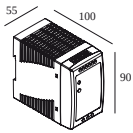
FINISH YOUR SPECIFICATION

LED power supplies

of Fixtures

 # of fixtures indicates how many devices can be connected (min -> max) to the power supply. The values before and after the '|' correspond respectively with the minimum and maximum driving current. Values between brackets are applicable to 110V.

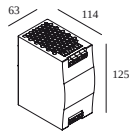
Min current | Max current



300 89 48 100 LED POWER SUPPLY 48V-DC / 100W DIN

9

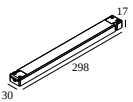
Dimtype: non-dimmable



300 89 48 240 LED POWER SUPPLY 48V-DC / 240W DIN

23

Dimtype: non-dimmable

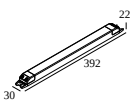


21012 0230 LED POWER SUPPLY 48V-DC / 100W

9

Dimtype: non-dimmable

Cutout dimension (mm): 40



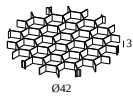
21012 0240 LED POWER SUPPLY 48V-DC / 200W

19

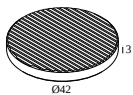
Dimtype: non-dimmable

Cutout dimension (mm): 40

Light altering devices



19810 0010 B HONEYCOMB 42 SINGLE USE B

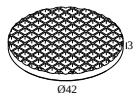


19810 0020 LINEAR SPREAD LENS 42

DELTALIGHT

SOLI - 52 NLT 983045 Q-DIM

27119 733Q B



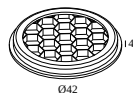
19810 0030 SPREAD LENS 42



19810 0040 SOFTENING LENS 42



19810 0050 GLASS SBL 42



19810 0060 B HONEYCOMB 42 DOUBLE USE B

Finish your product



19810 0100 B SPY 52 TUBE B

19810 0100 FBR SPY 52 TUBE FBR

19810 0100 FG SPY 52 TUBE FG

19810 0100 GC SPY 52 TUBE GC

19810 0100 W SPY 52 TUBE W

Replaceable reflector / lens



19810 0180 SPY 52 REFLECTOR 20°

DELTALIGHT

SOLI - 52 NLT 983045 Q-DIM

27119 733Q B



19810 0190 SPY 52 REFLECTOR 45°



19810 0240 SPY 52 REFLECTOR 30°



COMPATIBLE COMPOSABLES

SOLISCAPE profile

Available Colours



27111 0020 SOLI - PROFILE 2m



27111 0030 SOLI - PROFILE 3m



Notes: