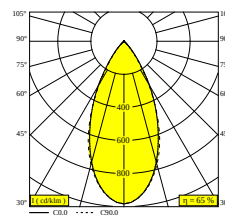
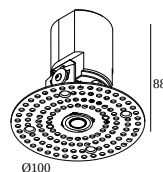


## NIME II TRIMLESS 93052

26413 9330



 [Bekijk op website](#)



### Algemene info

<b>LOCATIE</b>	binnen
<b>INSTALLATIE</b>	Plafond Inbouw
<b>ZAAGMAAT/OPENING (MM)</b>	rond - 54
<b>INBOUWDIEPTE (MM)</b>	90
<b>DIKTE MONTAGEOPPERVLAK (MM)</b>	9,5-12,5
<b>STOF EN WATERDICHTHEID</b>	IP20
<b>GEWICHT (KG)</b>	0,3
<b>RICHTBAARHEID</b>	niet richtbaar
<b>INFO</b>	LENS WFL-52° EXCL.LED POWER SUPPLY 350-700mA-DC

### Elektrische info

<b>KLASSE</b>	III
<b>DIM TYPE</b>	afhankelijk van de te kiezen externe voeding
<b>ENERGIE KLASSE</b>	G
<b>CERTIFICATEN</b>	CB, ENEC

### Info lichtbron

<b>LIGHTSOURCE NAME</b>	LED
<b>LICHTBRON</b>	LED array 3,9-8,2W / CRI>90 (R9: 55) / 3000K / 385-677lm
<b>TM-30-15 WAARDEN</b>	rf: 92 / Rg: 98
<b>SDCM</b>	SDCM2
<b>RISK-GROEP</b>	RG2 (threshold 0,6m)
<b>LM80</b>	L90B10 > 41000
<b>BEAMANGLE</b>	52°
<b>LED TECHNIEK (LICHTBRON)</b>	677lm // 8,2W // 83lm/W
<b>LED TECHNIEK (TOESTEL)</b>	437lm // 9,4W // 46lm/W

### Opmerkingen

Access above ceiling required

### Benodigdheden

LED POWER SUPPLY 350 / 500 / 700mA-DC DIM (Remote)

Voor gedetailleerde montage gegevens, consulteer de handleiding : [26413\\_XXX0\\_HAND.pdf](#)

## NIME II TRIMLESS 93052

26413 9330

### PLAFOND COMPATIBILITEIT

Ceiling Type

Mounting Kit



System ceiling



Plasterboard

### VERVOLLEDIG UW SPECIFICATIE

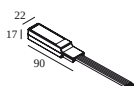
#### LED voedingen

#### # armaturen



# armaturen geeft aan hoeveel toestellen op de voeding kunnen worden aangesloten (min -> max). De waarden vóór en na de 'I' komen respectievelijk overeen met de minimale en maximale aanstroom. Waarden tussen haakjes zijn van toepassing op 110V.

Min. stroom | Max. stroom

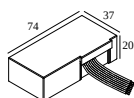


**300 48 350 ED1** LED POWER CONVERTER 48V-DC to 350 mA-DC / 15W DIM1

3

Dimtype: 1-10V

Uitsparingsmaat (mm): 30

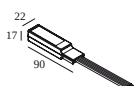


**300 48 350 ED5** LED POWER CONVERTER 48V-DC to 350 mA-DC / 15W DIM5

3

Dimtype: DALI

Uitsparingsmaat (mm): 45

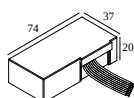


**300 48 350 MDL** LED POWER CONVERTER 48V-DC to 350 mA-DC / 15W MDL

3

Dimtype: niet dimbaar

Uitsparingsmaat (mm): 30

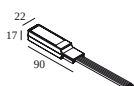


**300 48 350 WDL** LED POWER CONVERTER 48V-DC to 350 mA-DC / 15W WDL

3

Dimtype: WDL = draadloos

Uitsparingsmaat (mm): 45

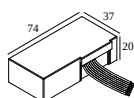


**300 48 500 ED1** LED POWER CONVERTER 48V-DC to 500 mA-DC / 22W DIM1

3

Dimtype: 1-10V

Uitsparingsmaat (mm): 30



**300 48 500 ED5** LED POWER CONVERTER 48V-DC to 500 mA-DC / 22W DIM5

3

Dimtype: DALI

Uitsparingsmaat (mm): 45

# DELTALIGHT

## NIME II TRIMLESS 93052

26413 9330



**300 48 500 MDL** LED POWER CONVERTER 48V-DC to 500 mA-DC / 22W MDL

3

Dimtype: niet dimbaar

Uitsparingsmaat (mm): 30

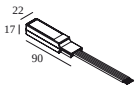


**300 48 500 WDL** LED POWER CONVERTER 48V-DC to 500 mA-DC / 22W WDL

3

Dimtype: WDL = draadloos

Uitsparingsmaat (mm): 45

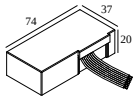


**300 48 700 ED1** LED POWER CONVERTER 48V-DC to 700 mA-DC / 25W DIM1

3

Dimtype: 1-10V

Uitsparingsmaat (mm): 30

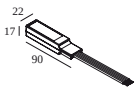


**300 48 700 ED5** LED POWER CONVERTER 48V-DC to 700 mA-DC / 25W DIM5

3

Dimtype: DALI

Uitsparingsmaat (mm): 45

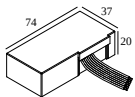


**300 48 700 MDL** LED POWER CONVERTER 48V-DC to 700 mA-DC / 25W MDL

3

Dimtype: niet dimbaar

Uitsparingsmaat (mm): 30

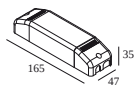


**300 48 700 WDL** LED POWER CONVERTER 48V-DC to 700 mA-DC / 25W WDL

3

Dimtype: WDL = draadloos

Uitsparingsmaat (mm): 45

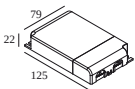


**300 90 61** LED POWER SUPPLY MULTI-POWER DIM6

3 | 3 | 3

Dimtype: net-dimbaar (fase afsnijding) of met drukknop

Uitsparingsmaat (mm): 56

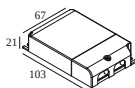


**300 90 63** LED POWER SUPPLY MULTI-POWER DIM9

6(6) | 6(6) | 6(4)

Dimtype: 1-10V of DALI of drukknop

Uitsparingsmaat (mm): 82

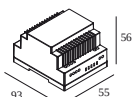


**300 90 64** LED POWER SUPPLY MULTI-POWER DIM7

2->4(3) | 4(2) | 3(1)

Dimtype: 1-10V of met drukknop

Uitsparingsmaat (mm): 72



**300 90 67** LED POWER CONVERTER 24V-DC TO MULTI CURRENT 48W DIM9

3 | 3

Dimtype: 1-10V of DALI of drukknop

# DELTALIGHT

## NIME II TRIMLESS 93052

26413 9330



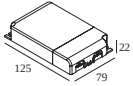
**300 90 68** LED POWER SUPPLY MULTI-POWER DIM5

4(3) | 4(2) | 3(1)



**Dimtype: DALI**

**Uitsparingsmaat (mm): 72**



**300 90 69** LED POWER SUPPLY MULTI-POWER HV DIM9

2->9(10) | 9(6) | 7(4)



**Dimtype: 1-10V of DALI of drukknop**

**Uitsparingsmaat (mm): 84**



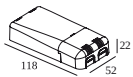
**300 90 124** LED POWER SUPPLY MULTI-POWER DIM7

2->4(3) | 3(2) | 2(1)



**Dimtype: 1-10V of met drukknop**

**Uitsparingsmaat (mm): 55**



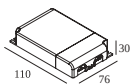
**300 90 125** LED POWER SUPPLY MULTI-POWER MINI DIM5

4(3) | 3(2) | 2(1)



**Dimtype: DALI**

**Uitsparingsmaat (mm): 55**



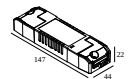
**300 90 135** LED POWER SUPPLY MULTI-POWER HV

5->7 | 4->7 | 4->6 | 3->6



**Dimtype: niet dimbaar**

**Uitsparingsmaat (mm): 90**



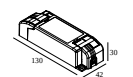
**21012 0010** LED POWER SUPPLY MULTI POWER

2->3 | 3 | 3



**Dimtype: niet dimbaar**

**Uitsparingsmaat (mm): 50**



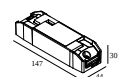
**21012 0021** LED POWER SUPPLY MULTI POWER DIM1

4 | 4 | 4



**Dimtype: 1-10V**

**Uitsparingsmaat (mm): 54**



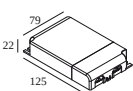
**21012 0035** LED POWER SUPPLY MULTI POWER DIM5

4 | 4 | 4



**Dimtype: DALI**

**Uitsparingsmaat (mm): 54**



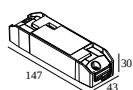
**21012 004W** LED POWER SUPPLY MULTI-POWER WDL

6(6) | 5(5) | 5(4)



**Dimtype: WDL = draadloos**

**Uitsparingsmaat (mm): 84**



**21012 005W** LED POWER SUPPLY MULTI-POWER COMPACT WDL

4 | 4 | 4



**Dimtype: WDL = draadloos**

**Uitsparingsmaat (mm): 54**

# DELTALIGHT

## NIME II TRIMLESS 93052

26413 9330



**21012 0258** LED POWER SUPPLY MULTI POWER 200-350 / 10W DIM8

2->2

**Dimtype: net-dimbaar (fase afsnijding)**

**Uitsparingsmaat (mm): 50**

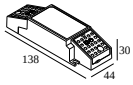


**21012 0268** LED POWER SUPPLY MULTI POWER 200-350 / 15W DIM8

3->3

**Dimtype: net-dimbaar (fase afsnijding)**

**Uitsparingsmaat (mm): 50**

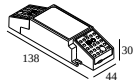


**21012 0278** LED POWER SUPPLY MULTI POWER 500-700 / 20W DIM8

2->2 | 2->2

**Dimtype: net-dimbaar (fase afsnijding)**

**Uitsparingsmaat (mm): 55**

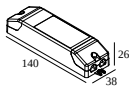


**21012 0288** LED POWER SUPPLY MULTI POWER 500-700 / 36W DIM8

3->4 | 3->4

**Dimtype: net-dimbaar (fase afsnijding)**

**Uitsparingsmaat (mm): 55**

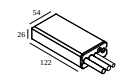


**21012 0298** LED POWER SUPPLY MULTI POWER 250-900 / 20W DIM8

3 | 3 | 2

**Dimtype: net-dimbaar (fase afsnijding)**

**Uitsparingsmaat (mm): 48**

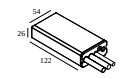


**21012 0480** LED POWER SUPPLY 350mA-DC / 17W IP68

4(3)

**Dimtype: niet dimbaar**

**Uitsparingsmaat (mm): 60**

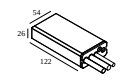


**21012 0490** LED POWER SUPPLY 700mA-DC / 30W IP68

3(1)

**Dimtype: niet dimbaar**

**Uitsparingsmaat (mm): 60**

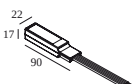


**21012 0500** LED POWER SUPPLY 500mA-DC / 24W IP68

4(2)

**Dimtype: niet dimbaar**

**Uitsparingsmaat (mm): 60**



**21032 0295** LED POWER CONVERTER 48V-DC to 350 mA-DC / 15W DIM5

3

**Dimtype: DALI**

**Uitsparingsmaat (mm): 30**



**21032 0305** LED POWER CONVERTER 48V-DC to 500 mA-DC / 22W DIM5

3

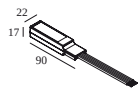
**Dimtype: DALI**

**Uitsparingsmaat (mm): 30**

# DELTALIGHT

## NIME II TRIMLESS 93052

26413 9330



**21032 0315**

LED POWER CONVERTER 48V-DC to 700 mA-DC / 25W DIM5

3



**Dimtype: DALI**

**Uitsparingsmaat (mm): 30**

Notes: