

MINIGRID IN TRIMLESS 1 92750

100009 9230 B-B

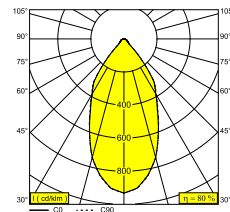
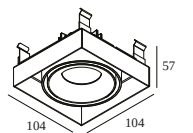
DISPONIBLE EN

NOIR-NOIR 100009 9230 B-B

NOIR-BLANC 100009 9230 B-W

BLANC-NOIR 100009 9230 W-B

BLANC-BLANC 100009 9230 W-W



 [Voir sur le site Web](#)



Informations générales

EMPLACEMENT	interieur
INSTALLATION	Plafond Encastré
FORME / TAILLE DE DÉCOUPE (MM)	rectangle - KIT
PROFONDEUR D'ENCASTREMENT (MM)	85
INDICE DE PROTECTION	IP20
POIDS (KG)	0.5
ORIENTATION	0° à 20° inclinable, 350° rotatif
INFORMATIONS	REFLECTOR FL-50° EXCL.LED POWER SUPPLY 350-500mA-DC

Informations électriques

CLASSE	III
TYPE DIM	selon le type d'alimentation externe
CLASSE D'ÉNERGIE	E
CERTIFICATS	CB, ENEC

Info Source lumineuse

LIGHTSOURCE NAME	LED
SOURCE DE LUMIÈRE	LED array 5,8-8,6W / CRI>90 (R9: 60) / 2700K / 753-1041lm
VALEURS TM-30	rf: 89 / Rg: 100
SDCM	SDCM1
GROUPE DE RISQUE	RG1
LM80	L90B10 > 50000
BEAMANGLE	50°
TECHNIQUES LED (SOURCE LUMINEUSE)	1041lm // 8,6W // 121lm/W
TECHNIQUES LED (LUMINAIRE)	838lm // 9,9W // 85lm/W

Références obligatoires

MINIGRID IN 1 MOUNTING KIT
 MINIGRID IN 1 MOUNTING KIT LARGE
 CONCRETE PACK MGIT 1
 LED POWER SUPPLY 350 / 500mA-DC DIM (Remote)




















Pour des instructions d'installation détaillées, veuillez consulter le manuel : [100009_XXX0_HAND.pdf](#)

DELTALIGHT

MINIGRID IN TRIMLESS 1 92750

100009 9230 B-B

COMPATIBILITÉ DU PLAFOND

Ceiling Type	Mounting Kit	
 System ceiling	 202 71 95 01 - MINIGRID IN 1 MOUNTING KIT	Required
 Plasterboard	 202 71 95 01 - MINIGRID IN 1 MOUNTING KIT	Required
 Stucanet	 202 71 95 01 - MINIGRID IN 1 MOUNTING KIT	Required
	 202 71 95 01L - MINIGRID IN 1 MOUNTING KIT LARGE	Required
 Concrete	 202 71 96 01 - CONCRETE PACK MGIT 1	Required
 Concrete + plaster	 202 71 95 01L - MINIGRID IN 1 MOUNTING KIT LARGE	Required
 Lintel + plaster	 202 71 95 01L - MINIGRID IN 1 MOUNTING KIT LARGE	Required
 Hollow-core slab	 202 71 96 01 - CONCRETE PACK MGIT 1	Required
 Hollow-core slab + plaster	 202 71 95 01L - MINIGRID IN 1 MOUNTING KIT LARGE	Required
 Stretched ceiling	 15212 0120 - MOUNTING KIT MINIGRID IN 1 CSC	Required

TERMINEZ VOTRE SPÉCIFICATION

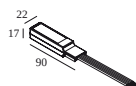
les alimentations led

de luminaires



de luminaires indique combien d'appareils peuvent être raccordés (min -> max) à l'alimentation. Les valeurs avant et après le '|' correspondent respectivement au courant de pilotage minimal et maximal. Les valeurs entre parenthèses s'appliquent au 110V.

Courant min. | Courant max.

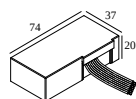


300 48 350 ED1 LED POWER CONVERTER 48V-DC to 350 mA-DC / 15W DIM1

1

Type de gradation: 1 à 10 V

Dimension de découpe (mm): 30



300 48 350 ED5 LED POWER CONVERTER 48V-DC to 350 mA-DC / 15W DIM5

1

Type de gradation: DALI

Dimension de découpe (mm): 45

DELTALIGHT

MINIGRID IN TRIMLESS 1 92750

100009 9230 B-B



300 48 350 MDL LED POWER CONVERTER 48V-DC to 350 mA-DC / 15W MDL

1

Type de gradation: non dimmable

Dimension de découpe (mm): 30



300 48 350 WDL LED POWER CONVERTER 48V-DC to 350 mA-DC / 15W WDL

1

Type de gradation: WDL = dimmable sans fil

Dimension de découpe (mm): 45



300 48 500 ED1 LED POWER CONVERTER 48V-DC to 500 mA-DC / 22W DIM1

1

Type de gradation: 1 à 10 V

Dimension de découpe (mm): 30



300 48 500 ED5 LED POWER CONVERTER 48V-DC to 500 mA-DC / 22W DIM5

1

Type de gradation: DALI

Dimension de découpe (mm): 45

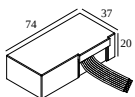


300 48 500 MDL LED POWER CONVERTER 48V-DC to 500 mA-DC / 22W MDL

1

Type de gradation: non dimmable

Dimension de découpe (mm): 30

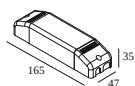


300 48 500 WDL LED POWER CONVERTER 48V-DC to 500 mA-DC / 22W WDL

1

Type de gradation: WDL = dimmable sans fil

Dimension de découpe (mm): 45



300 90 61 LED POWER SUPPLY MULTI-POWER DIM6

2 | 2

Type de gradation: fin de phase ou bouton poussoir

Dimension de découpe (mm): 56

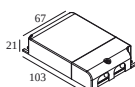


300 90 63 LED POWER SUPPLY MULTI-POWER DIM9

4(4) | 4(4)

Type de gradation: 1 à 10 V ou DALI ou bouton poussoir

Dimension de découpe (mm): 82

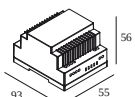


300 90 64 LED POWER SUPPLY MULTI-POWER DIM7

2(1) | 2(1)

Type de gradation: 1 à 10 V ou bouton poussoir

Dimension de découpe (mm): 72



300 90 67 LED POWER CONVERTER 24V-DC TO MULTI CURRENT 48W DIM9

2

Type de gradation: 1 à 10 V ou DALI ou bouton poussoir

DELTALIGHT

MINIGRID IN TRIMLESS 1 92750

100009 9230 B-B



300 90 68 LED POWER SUPPLY MULTI-POWER DIM5

2(2) | 2(1)

Type de gradation: DALI

Dimension de découpe (mm): 72

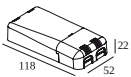


300 90 69 LED POWER SUPPLY MULTI-POWER HV DIM9

2->6(6) | 6(4)

Type de gradation: 1 à 10 V ou DALI ou bouton poussoir

Dimension de découpe (mm): 84

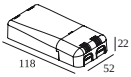


300 90 124 LED POWER SUPPLY MULTI-POWER DIM7

3(2) | 2(1)

Type de gradation: 1 à 10 V ou bouton poussoir

Dimension de découpe (mm): 55

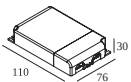


300 90 125 LED POWER SUPPLY MULTI-POWER MINI DIM5

2(2) | 2(1)

Type de gradation: DALI

Dimension de découpe (mm): 55

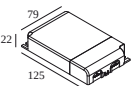


300 90 135 LED POWER SUPPLY MULTI-POWER HV

3->3 | 2->3

Type de gradation: non dimmable

Dimension de découpe (mm): 90

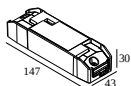


21012 004W LED POWER SUPPLY MULTI-POWER WDL

3(3) | 3(3)

Type de gradation: WDL = dimmable sans fil

Dimension de découpe (mm): 84

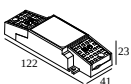


21012 005W LED POWER SUPPLY MULTI-POWER COMPACT WDL

3 | 3

Type de gradation: WDL = dimmable sans fil

Dimension de découpe (mm): 54

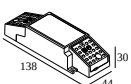


21012 0258 LED POWER SUPPLY MULTI POWER 200-350 / 10W DIM8

1

Type de gradation: fin de phase

Dimension de découpe (mm): 50

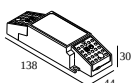


21012 0278 LED POWER SUPPLY MULTI POWER 500-700 / 20W DIM8

1

Type de gradation: fin de phase

Dimension de découpe (mm): 55



21012 0288 LED POWER SUPPLY MULTI POWER 500-700 / 36W DIM8

2->3

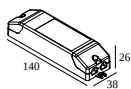
Type de gradation: fin de phase

Dimension de découpe (mm): 55

DELTALIGHT

MINIGRID IN TRIMLESS 1 92750

100009 9230 B-B

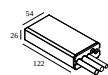


21012 0298 LED POWER SUPPLY MULTI POWER 250-900 / 20W DIM8

2

Type de gradation: fin de phase

Dimension de découpe (mm): 48

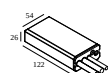


21012 0480 LED POWER SUPPLY 350mA-DC / 17W IP68

2(2)

Type de gradation: non dimmable

Dimension de découpe (mm): 60

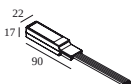


21012 0500 LED POWER SUPPLY 500mA-DC / 24W IP68

2(1)

Type de gradation: non dimmable

Dimension de découpe (mm): 60

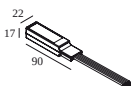


21032 0295 LED POWER CONVERTER 48V-DC to 350 mA-DC / 15W DIM5

2

Type de gradation: DALI

Dimension de découpe (mm): 30



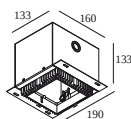
21032 0305 LED POWER CONVERTER 48V-DC to 500 mA-DC / 22W DIM5

2

Type de gradation: DALI

Dimension de découpe (mm): 30

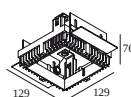
kit pour installation béton



202 71 96 01 CONCRETE PACK MGIT 1

Dimension de découpe (mm): 160 x 160

kit de montage



202 71 95 01 MINIGRID IN 1 MOUNTING KIT

Dimension de découpe (mm): 130 x 130



202 71 95 01L MINIGRID IN 1 MOUNTING KIT LARGE

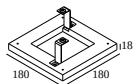
Dimension de découpe (mm): 200

DELTALIGHT

MINIGRID IN TRIMLESS 1 92750

100009 9230 B-B

kit de montage plafond tendu



15212 0120 MOUNTING KIT MINIGRID IN 1 CSC



Notes: