

MINIGRID IN TRIMLESS 1 92750

100009 9230 B-B

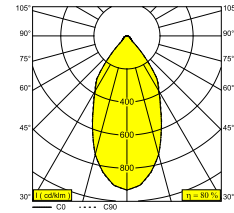
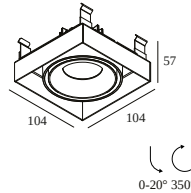
AVAILABLE IN

BLACK-BLACK 100009 9230 B-B

BLACK-WHITE 100009 9230 B-W

WHITE-BLACK 100009 9230 W-B

WHITE-WHITE 100009 9230 W-W



[View on website](#)



General info

| | |
|-------------------------------|--------------------------------------------------------|
| LOCATION | indoor |
| INSTALLATION | Ceiling Recessed |
| CUTOUT SHAPE/SIZE (MM) | rectangle - KIT |
| RECESSED DEPTH (MM) | 85 |
| INGRESS PROTECTION | IP20 |
| WEIGHT (KG) | 0.5 |
| ADJUSTABILITY | 0° to 20° swiveling, 350° rotatable |
| INFORMATION | REFLECTOR FL-50° EXCL.LED POWER SUPPLY 350-500mA-DC |

Electrical info

| | |
|---------------------|---------------------------|
| CLASS | III |
| DIM TYPE | depending on power supply |
| ENERGY CLASS | E |
| CERTIFICATES | CB, ENEC |

Lightsource info

| | |
|------------------------------------|-----------------------------------------------------------|
| LIGHTSOURCE NAME | LED |
| LIGHTSOURCE | LED array 5,8-8,6W / CRI>90 (R9: 60) / 2700K / 753-1041lm |
| TM-30 VALUES | rf: 89 / Rg: 100 |
| SDCM | SDCM1 |
| RISKGROUP | RG1 |
| LM80 | L90B10 > 50000 |
| BEAMANGLE | 50° |
| LED TECHNICS (LIGHT SOURCE) | 1041lm // 8,6W // 121lm/W |
| LED TECHNICS (LUMINAIRE) | 838lm // 9,9W // 85lm/W |

Requirements

- MINIGRID IN 1 MOUNTING KIT
- MINIGRID IN 1 MOUNTING KIT LARGE
- CONCRETE PACK MGIT 1
- LED POWER SUPPLY 350 / 500mA-DC DIM (Remote)




















For detailed installation instructions, please consult the manual : [100009_XXX0_HAND.pdf](#)

DELTALIGHT

MINIGRID IN TRIMLESS 1 92750

100009 9230 B-B

CEILING COMPATIBILITY

| Ceiling Type | Mounting Kit | |
|----------------------------------------------------------------------------------------------------------------------|--------------------------------------------------------------------------------------------------------------------------------------|----------|
|  System ceiling |  202 71 95 01 - MINIGRID IN 1 MOUNTING KIT | Required |
|  Plasterboard |  202 71 95 01 - MINIGRID IN 1 MOUNTING KIT | Required |
|  Stucanet |  202 71 95 01 - MINIGRID IN 1 MOUNTING KIT | Required |
| |  202 71 95 01L - MINIGRID IN 1 MOUNTING KIT LARGE | Required |
|  Concrete |  202 71 96 01 - CONCRETE PACK MGIT 1 | Required |
|  Concrete + plaster |  202 71 95 01L - MINIGRID IN 1 MOUNTING KIT LARGE | Required |
|  Lintel + plaster |  202 71 95 01L - MINIGRID IN 1 MOUNTING KIT LARGE | Required |
|  Hollow-core slab |  202 71 96 01 - CONCRETE PACK MGIT 1 | Required |
|  Hollow-core slab + plaster |  202 71 95 01L - MINIGRID IN 1 MOUNTING KIT LARGE | Required |
|  Stretched ceiling |  15212 0120 - MOUNTING KIT MINIGRID IN 1 CSC | Required |

FINISH YOUR SPECIFICATION

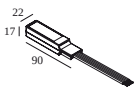
LED power supplies

of Fixtures



of fixtures indicates how many devices can be connected (min -> max) to the power supply. The values before and after the '|' correspond respectively with the minimum and maximum driving current. Values between brackets are applicable to 110V.

Min current | Max current

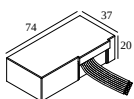


300 48 350 ED1 LED POWER CONVERTER 48V-DC to 350 mA-DC / 15W DIM1

Dimtype: 1-10V

Cutout dimension (mm): 30

1



300 48 350 ED5 LED POWER CONVERTER 48V-DC to 350 mA-DC / 15W DIM5

Dimtype: DALI

Cutout dimension (mm): 45

1

DELTALIGHT

MINIGRID IN TRIMLESS 1 92750

100009 9230 B-B



300 48 350 MDL LED POWER CONVERTER 48V-DC to 350 mA-DC / 15W MDL

1

Dimtype: non-dimmable

Cutout dimension (mm): 30



300 48 350 WDL LED POWER CONVERTER 48V-DC to 350 mA-DC / 15W WDL

1

Dimtype: WDL = wireless dimmable

Cutout dimension (mm): 45



300 48 500 ED1 LED POWER CONVERTER 48V-DC to 500 mA-DC / 22W DIM1

1

Dimtype: 1-10V

Cutout dimension (mm): 30



300 48 500 ED5 LED POWER CONVERTER 48V-DC to 500 mA-DC / 22W DIM5

1

Dimtype: DALI

Cutout dimension (mm): 45



300 48 500 MDL LED POWER CONVERTER 48V-DC to 500 mA-DC / 22W MDL

1

Dimtype: non-dimmable

Cutout dimension (mm): 30

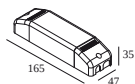


300 48 500 WDL LED POWER CONVERTER 48V-DC to 500 mA-DC / 22W WDL

1

Dimtype: WDL = wireless dimmable

Cutout dimension (mm): 45



300 90 61 LED POWER SUPPLY MULTI-POWER DIM6

2 | 2

Dimtype: mains (phase cut-off) or push button

Cutout dimension (mm): 56

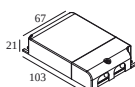


300 90 63 LED POWER SUPPLY MULTI-POWER DIM9

4(4) | 4(4)

Dimtype: 1-10V or DALI or push button

Cutout dimension (mm): 82



300 90 64 LED POWER SUPPLY MULTI-POWER DIM7

2(1) | 2(1)

Dimtype: 1-10V or push button

Cutout dimension (mm): 72



300 90 67 LED POWER CONVERTER 24V-DC TO MULTI CURRENT 48W DIM9

2

Dimtype: 1-10V or DALI or push button

DELTALIGHT

MINIGRID IN TRIMLESS 1 92750

100009 9230 B-B



300 90 68 LED POWER SUPPLY MULTI-POWER DIM5

2(2) | 2(1)



Dimtype: DALI

Cutout dimension (mm): 72



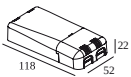
300 90 69 LED POWER SUPPLY MULTI-POWER HV DIM9

2->6(6) | 6(4)



Dimtype: 1-10V or DALI or push button

Cutout dimension (mm): 84



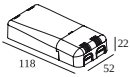
300 90 124 LED POWER SUPPLY MULTI-POWER DIM7

3(2) | 2(1)



Dimtype: 1-10V or push button

Cutout dimension (mm): 55



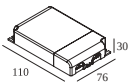
300 90 125 LED POWER SUPPLY MULTI-POWER MINI DIM5

2(2) | 2(1)



Dimtype: DALI

Cutout dimension (mm): 55



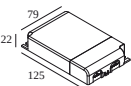
300 90 135 LED POWER SUPPLY MULTI-POWER HV

3->3 | 2->3



Dimtype: non-dimmable

Cutout dimension (mm): 90



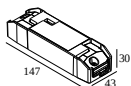
21012 004W LED POWER SUPPLY MULTI-POWER WDL

3(3) | 3(3)



Dimtype: WDL = wireless dimmable

Cutout dimension (mm): 84



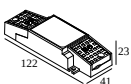
21012 005W LED POWER SUPPLY MULTI-POWER COMPACT WDL

3 | 3



Dimtype: WDL = wireless dimmable

Cutout dimension (mm): 54



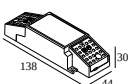
21012 0258 LED POWER SUPPLY MULTI POWER 200-350 / 10W DIM8

1



Dimtype: mains (phase cut-off)

Cutout dimension (mm): 50



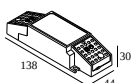
21012 0278 LED POWER SUPPLY MULTI POWER 500-700 / 20W DIM8

1



Dimtype: mains (phase cut-off)

Cutout dimension (mm): 55



21012 0288 LED POWER SUPPLY MULTI POWER 500-700 / 36W DIM8

2->3



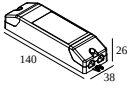
Dimtype: mains (phase cut-off)

Cutout dimension (mm): 55

DELTALIGHT

MINIGRID IN TRIMLESS 1 92750

100009 9230 B-B

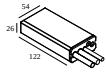


21012 0298 LED POWER SUPPLY MULTI POWER 250-900 / 20W DIM8

2

Dimtype: mains (phase cut-off)

Cutout dimension (mm): 48

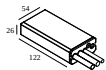


21012 0480 LED POWER SUPPLY 350mA-DC / 17W IP68

2(2)

Dimtype: non-dimmable

Cutout dimension (mm): 60

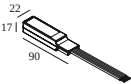


21012 0500 LED POWER SUPPLY 500mA-DC / 24W IP68

2(1)

Dimtype: non-dimmable

Cutout dimension (mm): 60

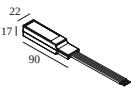


21032 0295 LED POWER CONVERTER 48V-DC to 350 mA-DC / 15W DIM5

2

Dimtype: DALI

Cutout dimension (mm): 30



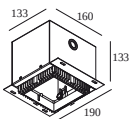
21032 0305 LED POWER CONVERTER 48V-DC to 500 mA-DC / 22W DIM5

2

Dimtype: DALI

Cutout dimension (mm): 30

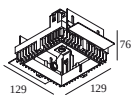
Concrete packs



202 71 96 01 CONCRETE PACK MGIT 1

Cutout dimension (mm): 160 x 160

Mounting kits



202 71 95 01 MINIGRID IN 1 MOUNTING KIT

Cutout dimension (mm): 130 x 130



202 71 95 01L MINIGRID IN 1 MOUNTING KIT LARGE

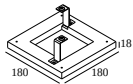
Cutout dimension (mm): 200

DELTALIGHT

MINIGRID IN TRIMLESS 1 92750

100009 9230 B-B

Mounting kits stretched ceiling



15212 0120 MOUNTING KIT MINIGRID IN 1 CSC



Notes: