



SOLI - 52 NLT 983020 Q-DIM

27119 732Q B

AVAILABLE IN
BLACK 27119 732Q B
GOLD COLOURED 27119 732Q GC
WHITE 27119 732Q W



 [View on website](#)



General info

LOCATION	indoor
INSTALLATION	Low voltage systems Low voltage system mounted
INGRESS PROTECTION	IP20
WEIGHT (KG)	0.4
ADJUSTABILITY	0° to 90° swiveling, 360° rotatable
INFORMATION	REFLECTOR FL-20° EXCL.LED POWER SUPPLY 48V-DC NLT = Natural Light Technology Optional REFLECTORS 30° & 45° available

Electrical info

ELECTRICAL	48V-DC
CLASS	III
DIM TYPE	Qbus dim
ENERGY CLASS	F
CERTIFICATES	CB, ENEC, LCA

Lightsource info

LIGHTSOURCE NAME	LED
LIGHTSOURCE	LED array 10,7W / CRI>98 (R9: 98) / 3000K / 1040lm
TM-30 VALUES	rf: 98 / Rg: 101
SDCM	SDCM2
RISKGROUP	RG1
LM80	L90B10 > 50000
BEAMANGLE	20°
LED TECHNICS (LIGHT SOURCE)	1040lm // 10,7W // 97lm/W
LED TECHNICS (LUMINAIRE)	652lm // 12,3W // 53lm/W

Requirements

SPY 52 TUBE
 LED POWER SUPPLY 48V-DC

Accessories

HONEYCOMB 42
 SPREAD LENS 42
 LINEAR SPREAD LENS 42
 SOFTENING LENS 42
 GLASS SBL 42

DELTALIGHT

SOLI - 52 NLT 983020 Q-DIM


27119 732Q B

For detailed installation instructions, please consult the manual : [27119_XXXQ_HAND.pdf](#)

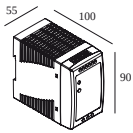
FINISH YOUR SPECIFICATION

LED power supplies

of Fixtures

 # of fixtures indicates how many devices can be connected (min -> max) to the power supply. The values before and after the '|' correspond respectively with the minimum and maximum driving current. Values between brackets are applicable to 110V.

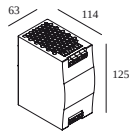
Min current | Max current



300 89 48 100 LED POWER SUPPLY 48V-DC / 100W DIN

9

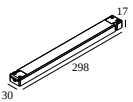
Dimtype: non-dimmable



300 89 48 240 LED POWER SUPPLY 48V-DC / 240W DIN

23

Dimtype: non-dimmable

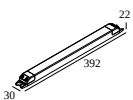


21012 0230 LED POWER SUPPLY 48V-DC / 100W

9

Dimtype: non-dimmable

Cutout dimension (mm): 40



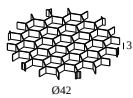
21012 0240 LED POWER SUPPLY 48V-DC / 200W

19

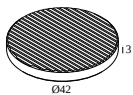
Dimtype: non-dimmable

Cutout dimension (mm): 40

Light altering devices



19810 0010 B HONEYCOMB 42 SINGLE USE B



19810 0020 LINEAR SPREAD LENS 42

DELTALIGHT

SOLI - 52 NLT 983020 Q-DIM

27119 732Q B



19810 0030 SPREAD LENS 42



19810 0040 SOFTENING LENS 42



19810 0050 GLASS SBL 42



19810 0060 B HONEYCOMB 42 DOUBLE USE B

Finish your product



19810 0100 B SPY 52 TUBE B

19810 0100 FBR SPY 52 TUBE FBR

19810 0100 FG SPY 52 TUBE FG

19810 0100 GC SPY 52 TUBE GC

19810 0100 W SPY 52 TUBE W

Replaceable reflector / lens



19810 0180 SPY 52 REFLECTOR 20°

DELTALIGHT

SOLI - 52 NLT 983020 Q-DIM

27119 732Q B



19810 0190 SPY 52 REFLECTOR 45°



19810 0240 SPY 52 REFLECTOR 30°



COMPATIBLE COMPOSABLES

SOLISCAPE profile

Available Colours



27111 0020 SOLI - PROFILE 2m



27111 0030 SOLI - PROFILE 3m



Notes: