



DOT.COM L2 ST 93032

424 213 02 932 B-B

BESCHIKBAAR IN

ZWART-ZWART 424 213 02 932 B-B

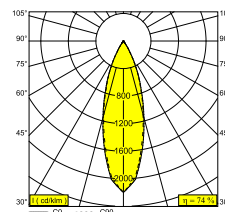

ZWART-CHROOM 424 213 02 932 B-C

ZWART-FLEMISH GOLD 424 213 02 932 B-FG

WIT-ZWART 424 213 02 932 W-B

WIT-CHROOM 424 213 02 932 W-C

WIT-FLEMISH GOLD 424 213 02 932 W-FG



 [Bekijk op website](#)



Algemene info

LOCATIE	binnen
INSTALLATIE	Plafond Inbouw
ZAAGMAAT/OPENING (MM)	rechthoekig - 84 x 40
INBOUWDIEPTE (MM)	62
DIKTE MONTAGEOPPERVLAK (MM)	max.30
STOF EN WATERDICHTHEID	IP20
GEWICHT (KG)	0.3
RICHTBAARHEID	niet richtbaar
INFO	2 x REFLECTOR FL-32° EXCL.LED POWER SUPPLY 500-1050mA-DC

Elektrische info

KLASSE	III
DIM TYPE	afhankelijk van de te kiezen externe voeding
ENERGIE KLASSE	F
CERTIFICATEN	CB, EAC, ENEC, LCA

Info lichtbron




LIGHTSOURCE NAME	LED
LICHTBRON	LED cluster 2,8-6,3W / CRI>90 (R9: 50) / 3000K / 324-613lm
TM-30-15 WAARDEN	Rf: 90 / Rg: 101
SDCM	SDCM3
RISK-GROEP	RG2
LM80	L80 > 60000
BEAMANGLE	32°
LED TECHNIEK (LICHTBRON)	613lm // 6,3W // 97lm/W
LED TECHNIEK (TOESTEL)	455lm // 7,2W // 63lm/W

Benodigheden

LED POWER SUPPLY 500 / 1050mA-DC DIM

Voor gedetailleerde montage gegevens, consulteer de handleiding : [424_213_02_XXX_HAND.pdf](#)

PLAFOND COMPATIBILITEIT

Ceiling Type	Mounting Kit
 System ceiling	-
 Plasterboard	-
 Stucanet	-
 Wood	-
 Stretched ceiling	-

VERVOLLEDIG UW SPECIFICATIE

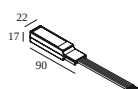
LED voedingen

armaturen



armaturen geeft aan hoeveel toestellen op de voeding kunnen worden aangesloten (min -> max). De waarden vóór en na de 'l' komen respectievelijk overeen met de minimale en maximale aanstroom. Waarden tussen haakjes zijn van toepassing op 110V.

Min. stroom | Max. stroom

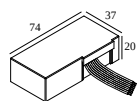


300 48 500 ED1 LED POWER CONVERTER 48V-DC to 500 mA-DC / 22W DIM1

7

Dimtype: 1-10V

Uitsparingsmaat (mm): 30

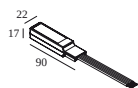


300 48 500 ED5 LED POWER CONVERTER 48V-DC to 500 mA-DC / 22W DIM5

7

Dimtype: DALI

Uitsparingsmaat (mm): 45

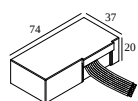


300 48 500 MDL LED POWER CONVERTER 48V-DC to 500 mA-DC / 22W MDL

7

Dimtype: niet dimbaar

Uitsparingsmaat (mm): 30



300 48 500 WDL LED POWER CONVERTER 48V-DC to 500 mA-DC / 22W WDL

7

Dimtype: WDL = draadloos

Uitsparingsmaat (mm): 45

DELTALIGHT

DOT.COM L2 ST 93032

424 213 02 932 B-B



300 48 700 ED1 LED POWER CONVERTER 48V-DC to 700 mA-DC / 25W DIM1

7

Dimtype: 1-10V

Uitsparingsmaat (mm): 30



300 48 700 ED5 LED POWER CONVERTER 48V-DC to 700 mA-DC / 25W DIM5

7

Dimtype: DALI

Uitsparingsmaat (mm): 45



300 48 700 MDL LED POWER CONVERTER 48V-DC to 700 mA-DC / 25W MDL

7

Dimtype: niet dimbaar

Uitsparingsmaat (mm): 30



300 48 700 WDL LED POWER CONVERTER 48V-DC to 700 mA-DC / 25W WDL

7

Dimtype: WDL = draadloos

Uitsparingsmaat (mm): 45



300 90 61 LED POWER SUPPLY MULTI-POWER DIM6

8 | 7

Dimtype: net-dimbaar (fase afsnijding) of met drukknop

Uitsparingsmaat (mm): 56



300 90 63 LED POWER SUPPLY MULTI-POWER DIM9

12(12) | 12(9) | 9(6)

Dimtype: 1-10V of DALI of drukknop

Uitsparingsmaat (mm): 82



300 90 64 LED POWER SUPPLY MULTI-POWER DIM7

8(5) | 7(3)

Dimtype: 1-10V of met drukknop

Uitsparingsmaat (mm): 72



300 90 67 LED POWER CONVERTER 24V-DC TO MULTI CURRENT 48W DIM9

2->7 | 2->7

Dimtype: 1-10V of DALI of drukknop



300 90 68 LED POWER SUPPLY MULTI-POWER DIM5

8(5) | 7(3) | -

Dimtype: DALI

Uitsparingsmaat (mm): 72



300 90 124 LED POWER SUPPLY MULTI-POWER DIM7

7(5) | 4(3) | -

Dimtype: 1-10V of met drukknop

Uitsparingsmaat (mm): 55

DELTALIGHT

DOT.COM L2 ST 93032

424 213 02 932 B-B



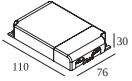
300 90 125 LED POWER SUPPLY MULTI-POWER MINI DIM5

7(5) | 4(3) | -



Dimtype: DALI

Uitsparingsmaat (mm): 55



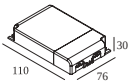
300 90 135 LED POWER SUPPLY MULTI-POWER HV

6->14 | 5->14 | 5->11



Dimtype: niet dimbaar

Uitsparingsmaat (mm): 90



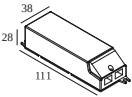
300 90 136 LED POWER SUPPLY MULTI-POWER HC DIM9

7(6)



Dimtype: 1-10V of DALI of drukknop

Uitsparingsmaat (mm): 90



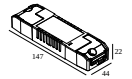
300 90 148 LED POWER SUPPLY 1050mA-DC / 22W

3(1)



Dimtype: niet dimbaar

Uitsparingsmaat (mm): 48



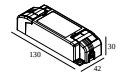
21012 0010 LED POWER SUPPLY MULTI POWER

2->7 | 2->7 | 2->6



Dimtype: niet dimbaar

Uitsparingsmaat (mm): 50



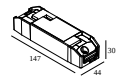
21012 0021 LED POWER SUPPLY MULTI POWER DIM1

2->9 | 2->8 | 2->6



Dimtype: 1-10V

Uitsparingsmaat (mm): 54



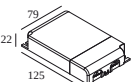
21012 0035 LED POWER SUPPLY MULTI POWER DIM5

2->9 | 2->9 | 2->6



Dimtype: DALI

Uitsparingsmaat (mm): 54



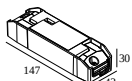
21012 004W LED POWER SUPPLY MULTI-POWER WDL

12(12) | 12(9) | 9(6)



Dimtype: WDL = draadloos

Uitsparingsmaat (mm): 84



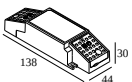
21012 005W LED POWER SUPPLY MULTI-POWER COMPACT WDL

2->9 | 2->8 | 2->6



Dimtype: WDL = draadloos

Uitsparingsmaat (mm): 54



21012 0278 LED POWER SUPPLY MULTI POWER 500-700 / 20W DIM8

3->4 | 3->4 | -

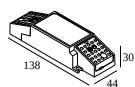


Dimtype: net-dimbaar (fase afsnijding)

Uitsparingsmaat (mm): 55

DOT.COM L2 ST 93032

424 213 02 932 B-B



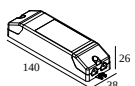
21012 0288 LED POWER SUPPLY MULTI POWER 500-700 / 36W DIM8

6->9 | 6->8 | -



Dimtype: net-dimbaar (fase afsnijding)

Uitsparingsmaat (mm): 55



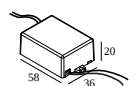
21012 0298 LED POWER SUPPLY MULTI POWER 250-900 / 20W DIM8

2->7 | 2->4 | -



Dimtype: net-dimbaar (fase afsnijding)

Uitsparingsmaat (mm): 48



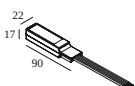
21012 0318 LED POWER SUPPLY 500mA / 10W DIM8

3->3



Dimtype: net-dimbaar (fase afsnijding)

Uitsparingsmaat (mm): 40



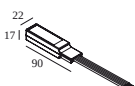
21032 0305 LED POWER CONVERTER 48V-DC to 500 mA-DC / 22W DIM5

7



Dimtype: DALI

Uitsparingsmaat (mm): 30



21032 0315 LED POWER CONVERTER 48V-DC to 700 mA-DC / 25W DIM5

7



Dimtype: DALI

Uitsparingsmaat (mm): 30

Notes: