

SOLI-SHHH C, PLUS, & 52



Soliscap is an extremely versatile and flexible system, specifically designed to create human-centric environments. Developed together with Ben van Berkel / UNStudio, Soliscap combines lighting, acoustics and connected sensors into an aesthetically appealing solution based on a toolbox of flexible components. The unique acoustic panels can hang independently, with or without spot lights. The spot modules have an option for Deltalight's unique Natural Light Technology (NLT), state of the art LEDs with a broader spectrum that very closely matches that of the sun. This is preferable for the human eye and brings out vibrant colors with a higher CRI, and an enhanced cyan energy, boosting human activity. See the Soliscap Profile for additional options.

Specification	
LED Aperture:	1 ⁵ / ₁₆ "
Adjustability:	Adjustable 0-90° / 360°
Rating:	IP20

Performance	Static CCT	Static CCT (NLT)
LED Maintenance:	L90>50,000h	L90>50,000h
McAdam Step:	1	2
CRI:	90+	98+
*SP:	12W	12W

Delivered Lumens	2700K			3000K			3500K		
Optic:	NS	MD	WS	NS	MD	WS	NS	MD	WS
Soli-52 Shhh:	767Lm	781Lm	783Lm	803Lm	817Lm	820Lm	831Lm	847Lm	849Lm
Soli-52 Shhh (NLT):	606Lm	617Lm	619Lm	652Lm	664Lm	665Lm			

Listing

ETL certified to US and Canadian safety standards. 5-year limited warranty.

Warranty

Ordering - Acoustic Panels

ALL BOXES MUST BE FILLED IN TO CORRECTLY ORDER

Example: A-SOL06-DDPCA-PBR-ND-W

Luminaire	Size	Fabric Color	Rating	Installation	Function	Application	Controls	Hardware Finish ⁽²⁾
A-SOL SOLI-SHHH	06 546mm / 21 ¹ / ₂ " Diameter	A Artic	D Damp	PC Individually suspended 9'10" cable suspended	A Adjustable	X No luminaires (SOLI-SHHH C)	X Acoustic Panel only	B Black
	09 822mm / 32 ³ / ₈ " Diameter	C Scarlet				RMT ⁽¹⁾ Remote Power Supply for Soli 52-Shhh luminaires Round coverplate for 4" junction box at power drop (SOLI-SHHH PLUS)	D1 0-10V dim	W White
	12 1106mm / 43 ⁹ / ₁₆ " Diameter	D Dark Grey						
		L Light Grey						
		P Lilac						
		S Sand						

1 Soli 52-Shhh modules specified in Spot Modules grid below
2 Applies to circumference frame and Power Box or Coverplate.

Related Products

Soliscap Profile, Spy 52, Spy 66, Superloop-Spy MDL, M-Spy 52, M-Spy 66



Ordering - Spot Modules (Optional)

ALL BOXES MUST BE FILLED IN TO CORRECTLY ORDER

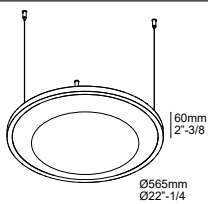
Example: SOL52-20SPN30A-W-GC-SHHH-ND

Luminaire	Size	Optic	Power*	CCT	Function	Finish	Inner Finish	Installation ⁽¹⁾	Controls***
SOL SOLI SPOT MODULES	52 52mm / 2 1/16" Diameter	NS Narrow Spot 20° MD Medium Spot 30° WS Medium Wide Spot 45°	SP Standard Power	27 2700K 30 3000K 35 3500K N27 NLT 2700K N30 NLT 3000K	A Adjustable	B Black W White	B Black FBR Flemish Bronze FG Flemish Gold GC Gold Colored W White	SHHH Mounts to Soli-Shhh Acoustic Panel	D1 0-10V dim

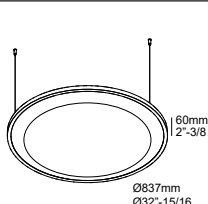
¹ For use on Soli Shhh acoustic panel; 48V power supplied with acoustic panel

Finish Options - Acoustic Panels

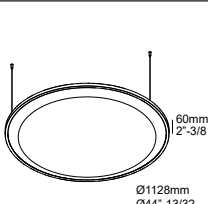
SOLI-SHHH 06 X



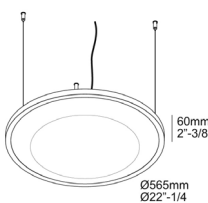
SOLI-SHHH 09 X



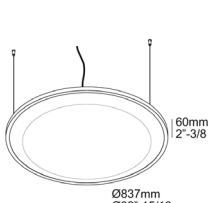
SOLI-SHHH 12 X



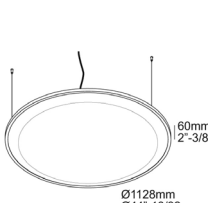
SOLI-SHHH 06 RMT



SOLI-SHHH 09 RMT



SOLI-SHHH 12 RMT



VIEW FROM TOP

HARDWARE FINISH



BLACK
(shown with Light Grey)



WHITE
(shown with Light Grey)

FABRIC COLORS



ARTIC



SCARLET



DARK GREY



LIGHT GREY



LILAC

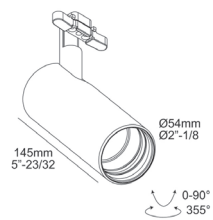


SAND


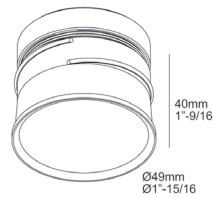


Finish Options

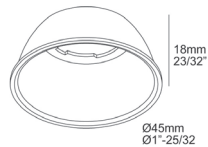
SOLI-52 SHHH



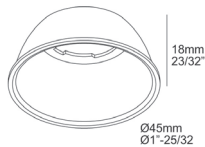
INNER FINISH



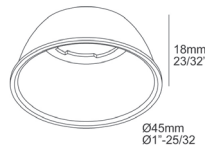
Accessories



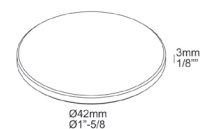
SPY 52 REFLECTOR 20°
19810 0180



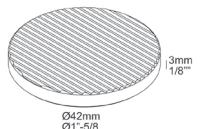
SPY 52 REFLECTOR 30°
19810 0240



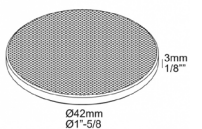
SPY 52 REFLECTOR 45°
19810 0190



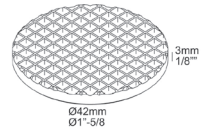
GLASS SBL 42
19810 0050



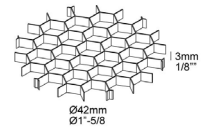
LINEAR SPREAD LENS 42
19810 0020



SOFTENING LENS 42
19810 0040

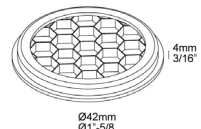


SPREAD LENS 42
19810 0030



HONEYCOMB 42 *SINGLE USE*
19810 0010

Used solo with no other accessories

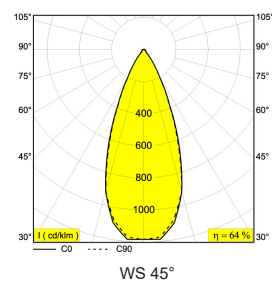
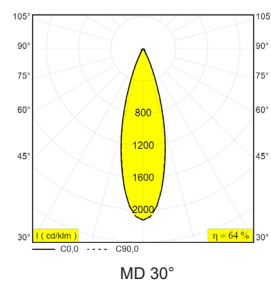
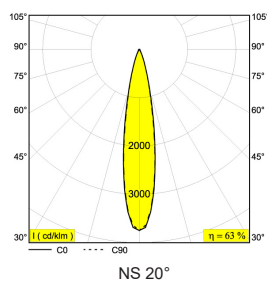


SPREAD LENS 42 *DOUBLE USE*
19810 0060

Used in combination with any other accessory, includes frame to hold this smaller honeycomb.

Photometric Data

SOLI 52





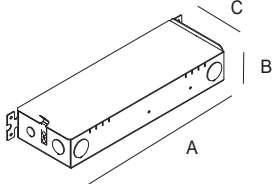
Installation Options

Deltalight's Soli Shhh Acoustic Panels utilize 48V remote power supplies. With a maximum of 96W per power supply, the below details maximum modules per power feed.

Maximum Capacity per Power Supply	Soli-52
*SP:	4

REMOTE DRIVER

A: 12" x B: 2"-7/8 x C: 4"-1/4
A: 305mm x B: 72mm x C: 108mm



- For Remote application
- ETL Listed
- Damp rated

Driver Options

D1

- Dimming Control 0-10V
- Dimming Range 10-100%
- Dim to off yes
- Power Factor @ Full Load >0.95
- Efficiency @ Full Load ≥90
- THD @ Full Load <10%

As technology changes, please use information above as guidance. For most recent updated information please contact factory. Specifications subject to change without notice.