



SOLI - 52 NLT 982745 Q-DIM

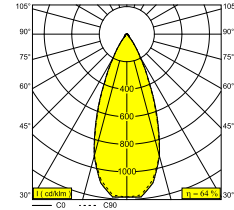
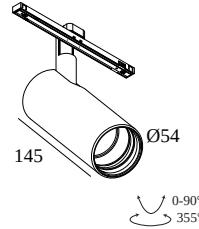
27119 723Q GC

BESCHIKBAAR IN

ZWART 27119 723Q B

GOUD KLEUR 27119 723Q GC

WIT 27119 723Q W



[Bekijk op website](#)



Algemene info

LOCATIE	binnen
INSTALLATIE	Laagspanningssystemen Laagspanningssysteem montage
STOF EN WATERDICHTHEID	IP20
GEWICHT (KG)	0.4
RICHTBAARHEID	0° tot 90° zwenkbaar, 360° roteerbaar
INFO	REFLECTOR WFL-45° EXCL.LED POWER SUPPLY 48V-DC NLT = Natural Light Technology Optional REFLECTORS 20° & 30° available

Elektrische info

INGANGSSPANNING	48V-DC
KLASSE	III
DIM TYPE	Qbus dim
ENERGIE KLASSE	F
CERTIFICATEN	CB, ENEC, LCA

Info lichtbron

LIGHTSOURCE NAME	LED
LICHTBRON	LED array 10,7W / CRI>98 (R9: 96) / 2700K / 967lm
TM-30-15 WAARDEN	rf: 97 / Rg: 102
SDCM	SDCM2
RISK-GROEP	RG1
LM80	L90B10 > 50000
BEAMANGLE	45°
LED TECHNIEK (LICHTBRON)	967lm // 10,7W // 91lm/W
LED TECHNIEK (TOESTEL)	619lm // 12,3W // 50lm/W

Benodigheden

SPY 52 TUBE

LED POWER SUPPLY 48V-DC

Accessoires

HONEYCOMB 42

SPREAD LENS 42

LINEAR SPREAD LENS 42

SOFTENING LENS 42

GLASS SBL 42

DELTALIGHT

SOLI - 52 NLT 982745 Q-DIM

27119 723Q GC

Voor gedetailleerde montage gegevens, consulteer de handleiding : [27119_XXXQ_HAND.pdf](#)

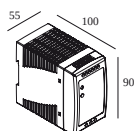
VERVOLLEDIG UW SPECIFICATIE

LED voedingen

armaturen

 # armaturen geeft aan hoeveel toestellen op de voeding kunnen worden aangesloten (min -> max). De waarden vóór en na de 'l' komen respectievelijk overeen met de minimale en maximale aanstroom. Waarden tussen haakjes zijn van toepassing op 110V.

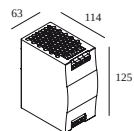
Min. stroom | Max. stroom



300 89 48 100 LED POWER SUPPLY 48V-DC / 100W DIN

9

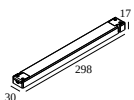
Dimtype: niet dimbaar



300 89 48 240 LED POWER SUPPLY 48V-DC / 240W DIN

23

Dimtype: niet dimbaar

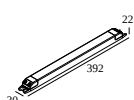


21012 0230 LED POWER SUPPLY 48V-DC / 100W

9

Dimtype: niet dimbaar

Uitsparingsmaat (mm): 40



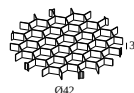
21012 0240 LED POWER SUPPLY 48V-DC / 200W

19

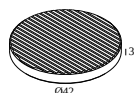
Dimtype: niet dimbaar

Uitsparingsmaat (mm): 40

Licht veranderende onderdelen



19810 0010 B HONEYCOMB 42 SINGLE USE B

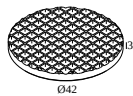


19810 0020 LINEAR SPREAD LENS 42

DELTALIGHT

SOLI - 52 NLT 982745 Q-DIM

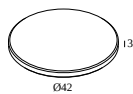
27119 723Q GC



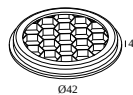
19810 0030 SPREAD LENS 42



19810 0040 SOFTENING LENS 42

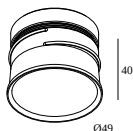


19810 0050 GLASS SBL 42



19810 0060 B HONEYCOMB 42 DOUBLE USE B

Maak je product af



19810 0100 B SPY 52 TUBE B

19810 0100 FBR SPY 52 TUBE FBR

19810 0100 FG SPY 52 TUBE FG

19810 0100 GC SPY 52 TUBE GC

19810 0100 W SPY 52 TUBE W

Vervangbare reflector / lens



19810 0180 SPY 52 REFLECTOR 20°

DELTALIGHT

SOLI - 52 NLT 982745 Q-DIM

27119 723Q GC



19810 0190 SPY 52 REFLECTOR 45°



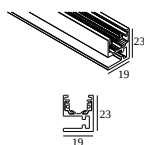
19810 0240 SPY 52 REFLECTOR 30°



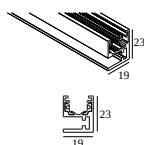
COMPATIBELE DRAAGSTRUCTUREN

SOLISCAPE profile

Beschikbare kleuren



27111 0020 SOLI - PROFILE 2m



27111 0030 SOLI - PROFILE 3m



Notes: