

# SPY 39 CLIP/ON , FOCUS, & FRAMER



Compact in design, complete in functionality. Spy 39 is one of the most elaborate members of the family thanks to its multiple lumen packages, beam angles and ways of installation.

Specification	Spy 39 Clip	Spy 39 On
LED Aperture	1 <sup>5</sup> / <sub>16</sub> "	
Ceiling Cut-out:	2"	N/A
Installation Method:	Semi-Recessed	1/2" EMT or 4" J-Box
Adjustability:	Adjustable 0-85° / 355°	
Rating:	IP20	

Performance:	Spy 39 S/L	Spy 39 S FR	Spy 39 S WW	Spy 39 S/L (Soft Dim)
Led Maintenance:	L70>50,000h			
McAdam Step:	1		2	
CRI:	90		90	
*SP	7W			
*HP	10W			

Delivered Lumens	3000K				3000-1800K		
**Optic:	MS	MD	FC	FR	WW	MD	WW
Spy 39 S SP:	559Lm	600Lm	212Lm		431Lm	505Lm	341Lm
Spy 39 S HP:	888Lm	883Lm	303Lm				
Spy 39 L SP:	430Lm	501Lm		825Lm			
Spy 39 L HP:	683Lm	737Lm					

**Listing**

ETL certified to US and Canadian safety standards.

**Warranty**

5-year limited warranty.

**Ordering**

SEE NEXT PAGE FOR LENGTH L & FRAMER

Example: SPY39S-MP30MDA-FBR-B-B-ONMK-RMTD8-120

Luminaire	Size	Length	Power*	CCT	Optic**	Function	Finish	Inner Finish <sup>3</sup>	Style	Installation	Application	Controls***
SPY SPY	39 39mm / 1 <sup>11</sup> / <sub>32</sub> " Diameter	S Standard	SP Standard Power	27 2700K	MS Medium Narrow Spot 20°	A Adjustable	B-B Black-Black	B <sup>3</sup> Black	CL Clip semi- recessed	RS Surface trim for rigid surface	IAT_RMT New Construction IC Airtight + Remote Power Supply	D1-UNV 0-10V dim 120-277V D1-347 0-10V dim 347V D8-120 FE ELV dim 120V
				30 3000K	MD Medium Spot 40°		BRA-B Brushed Aluminum- Black	BV <sup>1,3</sup> Black Visor				
				35 3500K	WW <sup>2,3,4</sup> Wallwash		BRAT-B Brushed Anthracite- Black	FBR <sup>3</sup> Flemish Bronze				
				SD <sup>1</sup> 3000- 1800K			BRCU-B Brushed Copper- Black	FG <sup>3</sup> Flemish Gold				
				27 2700K	FC <sup>2,3</sup> FOCUS Field Adjustable 15-45°		BRG-B Brushed Gold-Black	GC <sup>3</sup> Gold Colored				
				30 3000K			BROB-B Brushed Old Bronze- Black	W <sup>3</sup> White				
			35 3500K		FBR-B Flemish Bronze- Black							
			HP High Power	27 2700K	MS Medium Narrow Spot 20°	FG-B Flemish Gold-Black		ON <sup>4</sup> Surface canopy	MK Mud kit into drywall over 4" junction box	PRB Black coverplate for 4" junction box	RMT Remote Power Supply	
				30 3000K	MD Medium Spot 40°	GC-B Gold Colored-Black						
				35 3500K	FC <sup>2,3</sup> FOCUS Field Adjustable 15-45°	PB-B <sup>2</sup> Piano Black-Black						PRW White coverplate for 4" junction box
						W-W White-White						

<sup>1</sup> CCT SD not available with Inner Finish BV.  
<sup>2</sup> Optic WW or FC not available with Finish PB.

<sup>3</sup> No Inner Finish needed for Optic FC or WW; skip field.  
<sup>4</sup> Optic WW only available with Style CL.  
\*\*\* Contact factory for Dali, DMX, or other driver options.

**Ordering**

ALL BOXES MUST BE FILLED IN TO CORRECTLY ORDER

Example: SPY39L-SP35FRA-B-B-NA-CLRS-RMTD1-UNV

Luminaire	Size	Length	Power*	CCT	Optic	Function	Finish	Inner Finish	Style	Installation	Application	Controls***
SPY SPY	39 39mm / 1 1/2" Diameter	L Long	SP Standard Power	27 2700K	MS Medium Narrow Spot 20°	A Adjustable	B-B Black-Black  FBR-B Flemish Bronze- Black  FG-B Flemish Gold-Black  GC-B Gold Colored-Black  W-W White-White	B Black  FBR Flemish Bronze  FG Flemish Gold  GC Gold Colored  W White	CL Clip semi- recessed	RS Surface trim for rigid surface	IAT_RMT New Construction IC Airtight + Remote Power Supply  INAT_RMT New Construction IC Non-Airtight + Remote Power Supply  RMT Remote Power Supply	D1-UNV 0-10V dim 120-277V  D1-347 0-10V dim 347V  D8-120 FE ELV dim 120V
				30 3000K	MD Medium Spot 40°							
				35 3500K								
			SP Standard Power	27 2700K	FR FRAMER Field- controlled beam shape (square, circle, or triangle)	A Adjustable	B-B Black-Black	NA No inner finish needed	CL Clip semi- recessed	RS Surface trim for rigid surface	MK Mud kit into drywall over 4" junction box  PRB Black coverplate for 4" junction box  PRW White coverplate for 4" junction box	IAT_RMT New Construction IC Airtight + Remote Power Supply  NAT_RMT New Construction IC Non-Airtight + Remote Power Supply  RMT Remote Power Supply
				30 3000K								
				35 3500K								


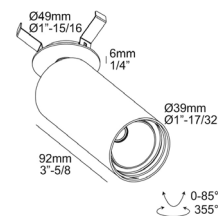
\*\*\* Contact factory for Dali, DMX, or other driver options.

**Related Products**

Spy 27, Spy 52, Spy 66, Spy 90, Spy Focus, Spy C (pendant), Superloop-Spy MDL, M-Spy 27/39, M-Spy 52/66/Focus

**Finish Options**


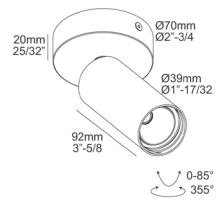
**SPY 39 S CLIP**







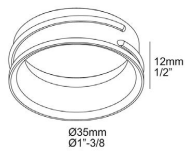


**Finish Options (cont'd)**

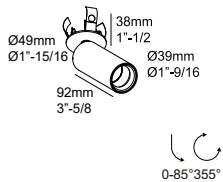
**SPY 39 S ON**



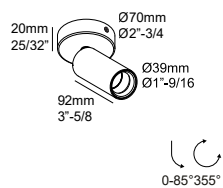
**INNER FINISH - LENGTH S**



**SPY 39 S FOCUS CLIP**




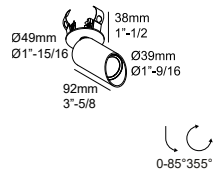
**SPY 39 S FOCUS ON**



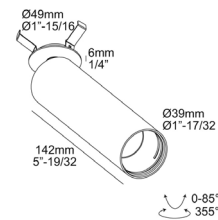


Finish Options (cont'd)

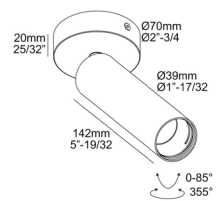
SPY 39 S WALLWASH CLIP



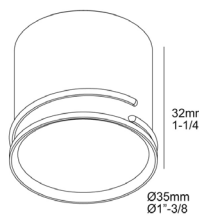
SPY 39 L CLIP



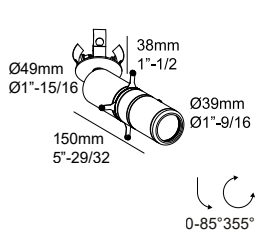
SPY 39 L ON



INNER FINISH - LENGTH L



SPY 39 L FRAMER CLIP





Light Effects

SPY 39 L FRAMER CLIP

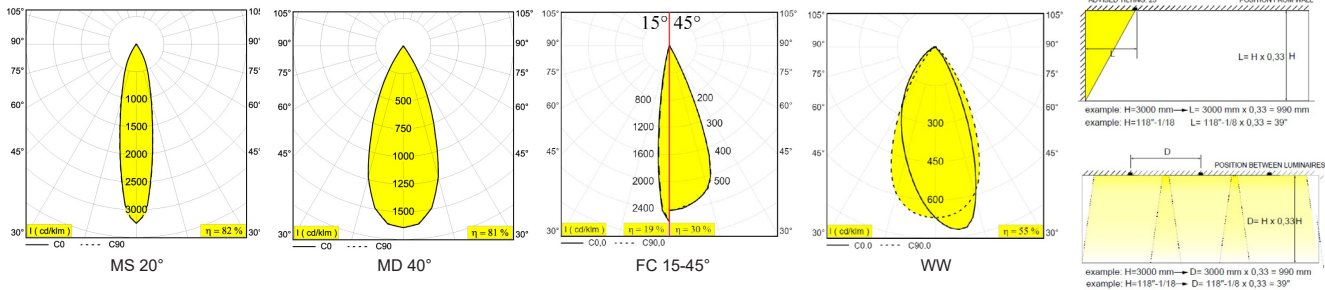


Photometric Data

Delivered Lumens	2700K					3000K					3500K					3000-1800K		
**Optic:	MS	MD	FC	FR	WW	MS	MD	FC	FR	WW	MS	MD	FC	FR	WW	MS	MD	WW
Spy 39 S MP:	535Lm	574Lm	203Lm		413Lm	559Lm	600Lm	212Lm		431Lm	580Lm	622Lm	220Lm		447Lm	508Lm	505Lm	341Lm
Spy 39 S HP:	849Lm	844Lm	290Lm			888Lm	883Lm	303Lm			920Lm	914Lm	314Lm					
Spy 39 L MP:	411Lm	479Lm		794Lm		430Lm	501Lm		825Lm		445Lm	520Lm		855Lm				
Spy 39 L HP:	652Lm	705Lm				683Lm	737Lm				707Lm	764Lm						

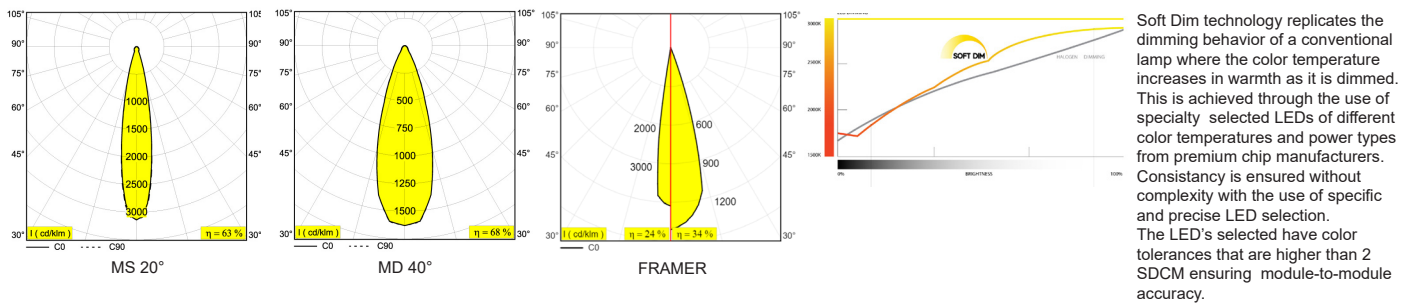
SPY 39 S

SPY 39 WALLWASH



SPY 39 L

SPY 39 SOFT DIM



Installation Options

IC AIRTIGHT

**S-SMALL:**  
**A:**12"-5/8 x **B:**11"-1/16 x **C:**4"-13/16  
**A:**323mm x **B:**281mm x **C:**122mm

- Low Profile under 5" Height
- New Construction Airtight
- For use in insulated ceiling
- Chicago Plenum
- ETL Listed
- Hangerbar expand to 24"-23/32 or 15"-3/32 - reduce to 12"-23/32 or 9"- 1/32
- Damp rated
- Patented System for easy driver servicing from room side

IC NON-AIRTIGHT

**S-SMALL:**  
**A:**12"-5/8 x **B:**11"-1/16 x **C:**4"-13/16  
**A:**323mm x **B:**281mm x **C:**122mm

- Low Profile 5" Height
- New Construction Non-Airtight
- For use in insulated ceiling
- ETL Listed
- Hangerbar expand to 26"- reduce to 14"-3/16
- Damp rated





## Installation Options (cont'd)

### REMOTE DRIVER (With Controls D8)

A: 8" x B: 2"-1/2" x C: 2"-1/2"  
 A: 203mm x B: 64mm x C: 64mm

- For Remote application
- ETL Listed
- Damp rated

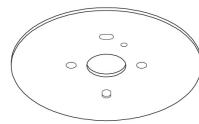
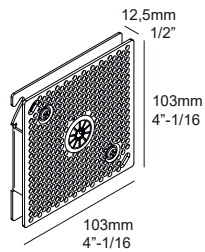
### REMOTE DRIVER (With Control D1)

A: 8" x B: 2"-3/16" x C: 4"-1/4"  
 A: 203mm x B: 72mm x C: 108mm

- For Remote application
- ETL Listed
- Damp rated

MK - MUD KIT 1

PRB/PRW - COVERPLATE R 118



Requires 4" junction box

BLACK or WHITE  
 Requires 4" junction box

## Driver Options

### D1

- Dimming Control 0-10V
- Dimming Range 1-100%
- Dim to off yes at 0.7mA
- Power Factor @ Full Load >0.9
- Efficiency @ Full Load ≥87
- THD @ Full Load <20%
- Title 24 Compliant

### Dimmer Compatibility

- Leviton IP710-DLZ
- Lutron DVTV-XX
- WattStopper ADF-120277
- Synergy Lighting Controls ISD BC

### D8

- Dimming Control Phase Control
- Dimming Range 10-100%
- Dim to off no
- Power Factor @ Full Load >0.9
- Efficiency @ Full Load ≥78
- THD @ Full Load <12%

### Dimmer Compatibility

- Leviton IPE04-1LZ
- Lutron DVELV-300P

### D8 (With 2 Fixtures)

- Dimming Control Phase Control
- Dimming Range 20-100%
- Dim to off yes
- Power Factor @ Full Load >0.9
- Efficiency @ Full Load ≥80
- THD @ Full Load <10%

### Dimmer Compatibility

- Leviton IPE04-1LZ
- Lutron DVELV-300P

As technology changes, please use information above as guidance. For most recent updated information please contact factory. Specifications subject to change without notice.