



SUPERLOOP-SPY 52 92730 MDL

20567 9240 B

AVAILABLE IN

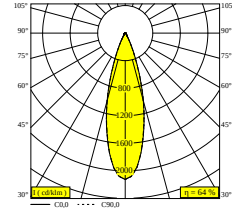
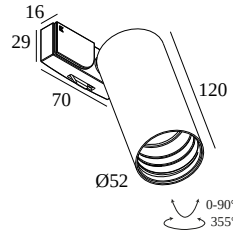
BLACK 20567 9240 B

FLEMISH BRONZE 20567 9240 FBR

FLEMISH GOLD 20567 9240 FG

GOLD COLOURED 20567 9240 GC

WHITE 20567 9240 W



 [View on website](#)



General info

LOCATION	indoor
INSTALLATION	Low voltage systems Low voltage system mounted
INGRESS PROTECTION	IP20
WEIGHT (KG)	0.4
ADJUSTABILITY	0° to 90° swiveling, 355° rotatable
INFORMATION	REFLECTOR FL-30° INCL.CLIP 48V ADAPTER EXCL.LED POWER SUPPLY 48V-DC Optional REFLECTORS 20° & 45° available

Electrical info

ELECTRICAL	48V-DC
CLASS	III
DIM TYPE	MDL = 1-10V or DALI or push button
ENERGY CLASS	E
CERTIFICATES	CB, ENEC

Lightsource info

LIGHTSOURCE NAME	LED
LIGHTSOURCE	LED array 8,6W / CRI>90 (R9: 60) / 2700K / 1041lm
TM-30 VALUES	rf: 89 / Rg: 100
SDCM	SDCM1
RISKGROUP	RG1
LM80	L90B10 > 50000
BEAMANGLE	30°
LED TECHNICS (LIGHT SOURCE)	1041lm // 8,6W // 121lm/W
LED TECHNICS (LUMINAIRE)	664lm // 9,9W // 67lm/W

Requirements

SPY 52 TUBE
LED POWER SUPPLY 48V-DC

Options

DIMMABLE MODULATOR

Accessories

HONEYCOMB 42
SPREAD LENS 42
LINEAR SPREAD LENS 42
SOFTENING LENS 42

DELTALIGHT

SUPERLOOP-SPY 52 92730 MDL

20567 9240 B


GLASS SBL 42

For detailed installation instructions, please consult the manual : [20567_XXX0_HAND.pdf](#)

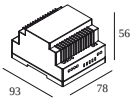
FINISH YOUR SPECIFICATION

SMART 48

of Fixtures

 # of fixtures indicates how many devices can be connected (min -> max) to the power supply. The values before and after the '|' correspond respectively with the minimum and maximum driving current. Values between brackets are applicable to 110V.

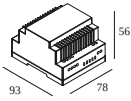
Min current | Max current



300 90 011 SMART 48 MODULATOR DIM9

19

Dimtype: 1-10V or DALI or push button




300 90 012 SMART 48 MODULATOR WD

19

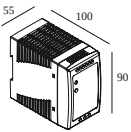
Dimtype: WDL = wireless dimmable

LED power supplies

of Fixtures

 # of fixtures indicates how many devices can be connected (min -> max) to the power supply. The values before and after the '|' correspond respectively with the minimum and maximum driving current. Values between brackets are applicable to 110V.

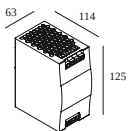
Min current | Max current



300 89 48 100 LED POWER SUPPLY 48V-DC / 100W DIN

10

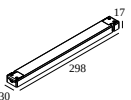
Dimtype: non-dimmable



300 89 48 240 LED POWER SUPPLY 48V-DC / 240W DIN

24

Dimtype: non-dimmable



21012 0230 LED POWER SUPPLY 48V-DC / 100W

10

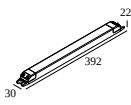
Dimtype: non-dimmable

Cutout dimension (mm): 40

DELTALIGHT

SUPERLOOP-SPY 52 92730 MDL

20567 9240 B



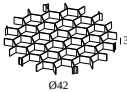
21012 0240 LED POWER SUPPLY 48V-DC / 200W

20

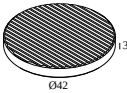
Dimtype: non-dimmable

Cutout dimension (mm): 40

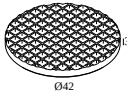
Light altering devices



19810 0010 B HONEYCOMB 42 SINGLE USE B



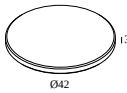
19810 0020 LINEAR SPREAD LENS 42



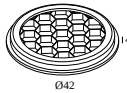
19810 0030 SPREAD LENS 42



19810 0040 SOFTENING LENS 42

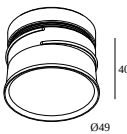


19810 0050 GLASS SBL 42



19810 0060 B HONEYCOMB 42 DOUBLE USE B

Finish your product



19810 0100 B SPY 52 TUBE B

19810 0100 FBR SPY 52 TUBE FBR

DELTALIGHT

SUPERLOOP-SPY 52 92730 MDL

20567 9240 B

19810 0100 FG SPY 52 TUBE FG

19810 0100 GC SPY 52 TUBE GC

19810 0100 W SPY 52 TUBE W

Replaceable reflector / lens



19810 0180 SPY 52 REFLECTOR 20°



19810 0190 SPY 52 REFLECTOR 45°

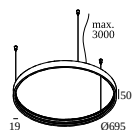


19810 0240 SPY 52 REFLECTOR 30°

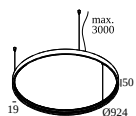
COMPATIBLE COMPOSABLES

SUPERLOOP HC MDL

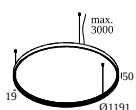
Available Colours



418 481 07 SUPERLOOP HC 70 MDL



418 481 09 SUPERLOOP HC 90 MDL



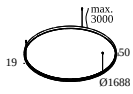
418 481 12 SUPERLOOP HC 120 MDL



DELTALIGHT

SUPERLOOP-SPY 52 92730 MDL

20567 9240 B

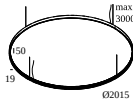


418 481 17 SUPERLOOP HC 170 MDL

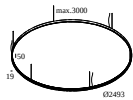


SUPERLOOP HC MDL XL

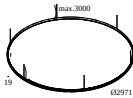
Available Colours



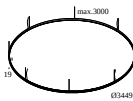
20555 0000 SUPERLOOP HC 200 MDL



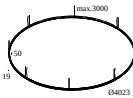
20556 0000 SUPERLOOP HC 250 MDL



20557 0000 SUPERLOOP HC 300 MDL



20558 0000 SUPERLOOP HC 350 MDL



20559 0000 SUPERLOOP HC 400 MDL

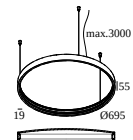


20560 0000 SUPERLOOP HC 500 MDL

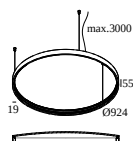


SUPERLOOP PLUS MDL

Available Colours



20564 0000 SUPERLOOP PLUS HC 70 MDL



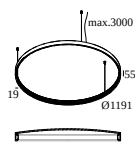
20565 0000 SUPERLOOP PLUS HC 90 MDL



DELTALIGHT

SUPERLOOP-SPY 52 92730 MDL

20567 9240 B

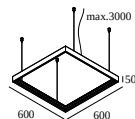


20566 0000 SUPERLOOP PLUS HC 120 MDL

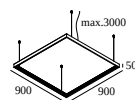


SUPERLOOP S HC MDL

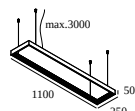
Available Colours



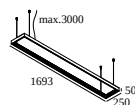
418 482 106 SUPERLOOP S HC 106 MDL



418 482 109 SUPERLOOP S HC 109 MDL



418 482 211 SUPERLOOP S HC 211 MDL



418 482 217 SUPERLOOP S HC 217 MDL



Notes: