

SPM20 - SPY 522 AIR 92720

29815 9220 B

BESCHIKBAAR IN

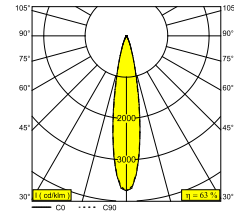
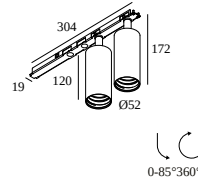
ZWART 29815 9220 B

FLEMISH BRONZE 29815 9220 FBR

FLEMISH GOLD 29815 9220 FG

GOUD KLEUR 29815 9220 GC

WIT 29815 9220 W



 [Bekijk op website](#)



Algemene info

LOCATIE	binnen
INSTALLATIE	Plafond Inbouw
ZAAGMAAT/OPENING (MM)	rechthoekig - KIT
STOF EN WATERDICHTHEID	IP20
GEWICHT (KG)	0.7
RICHTBAARHEID	0° tot 90° zwenkbaar, 355° roteerbaar
INFO	REFLECTOR FL-20° EXCL.LED POWER SUPPLY 350-700mA-DC Optional REFLECTORS 30° & 45° available

Elektrische info

KLASSE	III
DIM TYPE	afhankelijk van de te kiezen externe voeding
ENERGIE KLASSE	F

Info lichtbron

LIGHTSOURCE NAME	LED
LICHTBRON	2 x (LED array 5,8-12,4W / CRI>90 (R9: 60) / 2700K / 753-1403lm)
TM-30 WAARDEN	rf: 89 / Rg: 100
SMD	SDCM1
RISK-GROEP	RG1
LM80	L90B10 > 50000
BEAMANGLE	20°
LED TECHNIEK (LICHTBRON)	2806lm // 24,8W // 113lm/W
LED TECHNIEK (TOESTEL)	1758lm // 28,5W // 62lm/W

Benodigdheden

SPM20 - AIR KIT 1
SPY 52 TUBE
LED POWER SUPPLY 350 / 500 / 700mA-DC DIM

Accessoires

HONEYCOMB 42
SPREAD LENS 42
LINEAR SPREAD LENS 42
SOFTENING LENS 42
GLASS SBL 42

DELTALIGHT

SPM20 - SPY 522 AIR 92720

29815 9220 B

Voor gedetailleerde montage gegevens, consulteer de handleiding : [29815_XXX0_HAND.pdf](#)

PLAFOND COMPATIBILITEIT

Ceiling Type

Mounting Kit



Ventilation in plasterboard

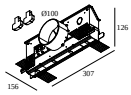


29810 1010 - SPM20 - AIR KIT 1

Required

VERVOLLEDIG UW SPECIFICATIE

AIR kit voor M20



29810 1010 SPM20 - AIR KIT 1

Uitsparingsmaat (mm): 50 x 310

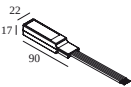
LED voedingen

armaturen



armaturen geeft aan hoeveel toestellen op de voeding kunnen worden aangesloten (min -> max). De waarden vóór en na de 'I' komen respectievelijk overeen met de minimale en maximale aanstroom. Waarden tussen haakjes zijn van toepassing op 110V.

Min. stroom | Max. stroom

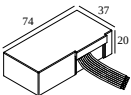


300 48 350 ED1 LED POWER CONVERTER 48V-DC to 350 mA-DC / 15W DIM1

1

Dimtype: 1-10V

Uitsparingsmaat (mm): 30

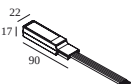


300 48 350 ED5 LED POWER CONVERTER 48V-DC to 350 mA-DC / 15W DIM5

1

Dimtype: DALI

Uitsparingsmaat (mm): 45

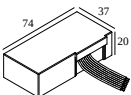


300 48 350 MDL LED POWER CONVERTER 48V-DC to 350 mA-DC / 15W MDL

1

Dimtype: niet dimbaar

Uitsparingsmaat (mm): 30



300 48 350 WDL LED POWER CONVERTER 48V-DC to 350 mA-DC / 15W WDL

1

Dimtype: WDL = draadloos

Uitsparingsmaat (mm): 45

DELTALIGHT

SPM20 - SPY 522 AIR 92720

29815 9220 B



300 48 500 ED1 LED POWER CONVERTER 48V-DC to 500 mA-DC / 22W DIM1

1

Dimtype: 1-10V

Uitsparingsmaat (mm): 30



300 48 500 ED5 LED POWER CONVERTER 48V-DC to 500 mA-DC / 22W DIM5

1

Dimtype: DALI

Uitsparingsmaat (mm): 45



300 48 500 MDL LED POWER CONVERTER 48V-DC to 500 mA-DC / 22W MDL

1

Dimtype: niet dimbaar

Uitsparingsmaat (mm): 30



300 48 500 WDL LED POWER CONVERTER 48V-DC to 500 mA-DC / 22W WDL

1

Dimtype: WDL = draadloos

Uitsparingsmaat (mm): 45



300 48 700 ED1 LED POWER CONVERTER 48V-DC to 700 mA-DC / 25W DIM1

1

Dimtype: 1-10V

Uitsparingsmaat (mm): 30



300 48 700 ED5 LED POWER CONVERTER 48V-DC to 700 mA-DC / 25W DIM5

1

Dimtype: DALI

Uitsparingsmaat (mm): 45



300 48 700 MDL LED POWER CONVERTER 48V-DC to 700 mA-DC / 25W MDL

1

Dimtype: niet dimbaar

Uitsparingsmaat (mm): 30



300 48 700 WDL LED POWER CONVERTER 48V-DC to 700 mA-DC / 25W WDL

1

Dimtype: WDL = draadloos

Uitsparingsmaat (mm): 45



300 90 61 LED POWER SUPPLY MULTI-POWER DIM6

1|1|1

Dimtype: net-dimbaar (fase afsnijding) of met drukknop

Uitsparingsmaat (mm): 56



300 90 63 LED POWER SUPPLY MULTI-POWER DIM9

2(2) | 2(2) | 2(1)

Dimtype: 1-10V of DALI of drukknop

Uitsparingsmaat (mm): 82

DELTALIGHT

SPM20 - SPY 522 AIR 92720

29815 9220 B



300 90 64 LED POWER SUPPLY MULTI-POWER DIM7

1(1) | 1(1/2) | 1(1/2)



Dimtype: 1-10V of met drukknop

Uitsparingsmaat (mm): 72



300 90 67 LED POWER CONVERTER 24V-DC TO MULTI CURRENT 48W DIM9

1 | - | 1



Dimtype: 1-10V of DALI of drukknop



300 90 68 LED POWER SUPPLY MULTI-POWER DIM5

1(1) | 1(1/2) | 1(1/2)



Dimtype: DALI

Uitsparingsmaat (mm): 72



300 90 69 LED POWER SUPPLY MULTI-POWER HV DIM9

3(3) | 3(2) | 2(1)



Dimtype: 1-10V of DALI of drukknop

Uitsparingsmaat (mm): 84



300 90 124 LED POWER SUPPLY MULTI-POWER DIM7

1(1) | 1(1/2) | 1/2(1/2)



Dimtype: 1-10V of met drukknop

Uitsparingsmaat (mm): 55



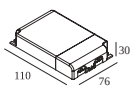
300 90 125 LED POWER SUPPLY MULTI-POWER MINI DIM5

1(1) | 1(1/2) | 1/2(1/2)



Dimtype: DALI

Uitsparingsmaat (mm): 55



300 90 135 LED POWER SUPPLY MULTI-POWER HV

2 | 2 | 2



Dimtype: niet dimbaar

Uitsparingsmaat (mm): 90



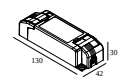
21012 0010 LED POWER SUPPLY MULTI POWER

1 | 1 | 1



Dimtype: niet dimbaar

Uitsparingsmaat (mm): 50



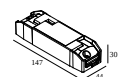
21012 0021 LED POWER SUPPLY MULTI POWER DIM1

1 | 1 | 1



Dimtype: 1-10V

Uitsparingsmaat (mm): 54



21012 0035 LED POWER SUPPLY MULTI POWER DIM5

1 | 1 | 1



Dimtype: DALI

Uitsparingsmaat (mm): 54

DELTALIGHT

SPM20 - SPY 522 AIR 92720

29815 9220 B



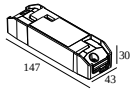
21012 004W LED POWER SUPPLY MULTI-POWER WDL

2(2) | 1(1) | 1(1)



Dimtype: WDL = draadloos

Uitsparingsmaat (mm): 84



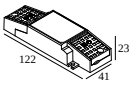
21012 005W LED POWER SUPPLY MULTI-POWER COMPACT WDL

1 | 1 | 1



Dimtype: WDL = draadloos

Uitsparingsmaat (mm): 54



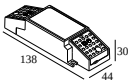
21012 0268 LED POWER SUPPLY MULTI POWER 200-350 / 15W DIM8

1 | - | -



Dimtype: net-dimbaar (fase afsnijding)

Uitsparingsmaat (mm): 50



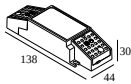
21012 0278 LED POWER SUPPLY MULTI POWER 500-700 / 20W DIM8

1/2 | 1/2



Dimtype: net-dimbaar (fase afsnijding)

Uitsparingsmaat (mm): 55



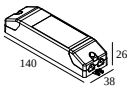
21012 0288 LED POWER SUPPLY MULTI POWER 500-700 / 36W DIM8

1 | 1



Dimtype: net-dimbaar (fase afsnijding)

Uitsparingsmaat (mm): 55



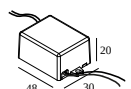
21012 0298 LED POWER SUPPLY MULTI POWER 250-900 / 20W DIM8

1 | 1 | 1/2



Dimtype: net-dimbaar (fase afsnijding)

Uitsparingsmaat (mm): 48



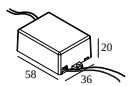
21012 0308 LED POWER SUPPLY 350mA / 7,35W DIM8

1/2



Dimtype: net-dimbaar (fase afsnijding)

Uitsparingsmaat (mm): 40



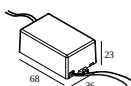
21012 0318 LED POWER SUPPLY 500mA / 10W DIM8

1/2



Dimtype: net-dimbaar (fase afsnijding)

Uitsparingsmaat (mm): 40



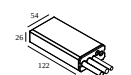
21012 0328 LED POWER SUPPLY 700mA / 15W DIM8

1/2



Dimtype: net-dimbaar (fase afsnijding)

Uitsparingsmaat (mm): 40



21012 0480 LED POWER SUPPLY 350mA-DC / 17W IP68

1(1)



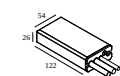
Dimtype: niet dimbaar

Uitsparingsmaat (mm): 60

DELTALIGHT

SPM20 - SPY 522 AIR 92720

29815 9220 B

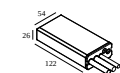


21012 0490 LED POWER SUPPLY 700mA-DC / 30W IP68

1(1/2)

Dimtype: niet dimbaar

Uitsparingsmaat (mm): 60

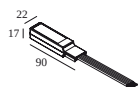


21012 0500 LED POWER SUPPLY 500mA-DC / 24W IP68

1(1/2)

Dimtype: niet dimbaar

Uitsparingsmaat (mm): 60

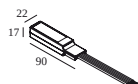


21032 0295 LED POWER CONVERTER 48V-DC to 350 mA-DC / 15W DIM5

1

Dimtype: DALI

Uitsparingsmaat (mm): 30

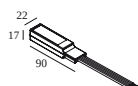


21032 0305 LED POWER CONVERTER 48V-DC to 500 mA-DC / 22W DIM5

1

Dimtype: DALI

Uitsparingsmaat (mm): 30



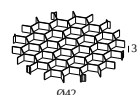
21032 0315 LED POWER CONVERTER 48V-DC to 700 mA-DC / 25W DIM5

1

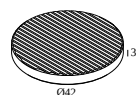
Dimtype: DALI

Uitsparingsmaat (mm): 30

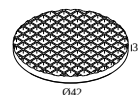
Licht veranderende onderdelen



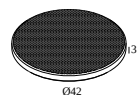
19810 0010 B HONEYCOMB 42 SINGLE USE B



19810 0020 LINEAR SPREAD LENS 42



19810 0030 SPREAD LENS 42

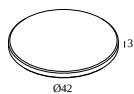


19810 0040 SOFTENING LENS 42

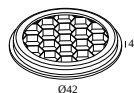
DELTALIGHT

SPM20 - SPY 522 AIR 92720

29815 9220 B

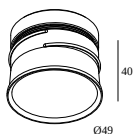


19810 0050 GLASS SBL 42



19810 0060 B HONEYCOMB 42 DOUBLE USE B

Maak je product af



19810 0100 B SPY 52 TUBE B

19810 0100 FBR SPY 52 TUBE FBR

19810 0100 FG SPY 52 TUBE FG

19810 0100 GC SPY 52 TUBE GC

19810 0100 W SPY 52 TUBE W

Notes: