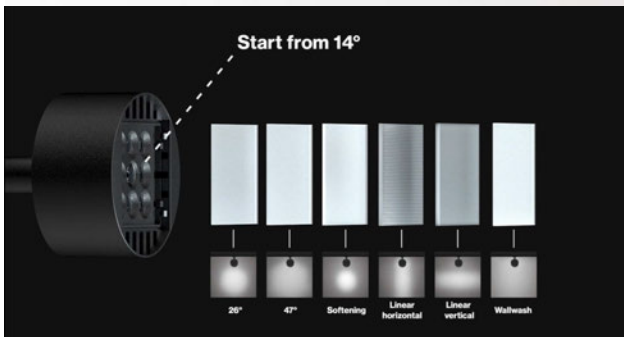


FRAGMA



Fragma uses the LED Caset® technology with multiple LEDs combined with individual lenses to create uniform and clean light effects. As so, no matter which size of Fragma is being used, each beam angle will have the same outcome. To change the beam angle of the Fragma, sheets with microlenses can be put in front of the luminaire. The thin sheets alter the way the light exits the luminaire, but do not change the visual appearance of the track spot. With Fragma Delta Light offers a complete lighting tool to the designer, as all versions have a range of light refining accessories and various dimming options.

Specification	
Adjustability:	Adjustable 0-90° / 355°
Rating:	IP20

Performance	
LED Maintenance:	L80>120,000h
McAdam Step:	3
CRI:	90
*Fragma S SP:	10.4W
*Fragma M SP:	23.4W
*Fragma L SP:	40W

Delivered Lumens	3000K		
	SS	SP	FL
<i>See page 3 for full details</i>			
Fragma S:	958Lm	812Lm	834Lm
Fragma M:	2203Lm	2010Lm	1961Lm
Fragma L:	3526Lm	3257Lm	3187Lm

Listing

ETL certified to US and Canadian safety standards.

Warranty

5-year limited warranty.

Ordering

ALL BOXES MUST BE FILLED IN TO CORRECTLY ORDER

Example: FRGS-SP14H30A-B-TRKINCND-120

Luminaire	Size	Power*	Optic	Accessories	CCT	Function	Finish	Installation	Application	Controls***				
FRG FRAGMA	S 120mm / 4 1/2" Diameter 2 x 2 LED	SP Standard Power	SS ⁽¹⁾ 14°	X No Accessory H Honeycomb	30 3000K	A Adjustable	B Black	TRK ⁽²⁾ Line voltage 3F track 120V	INC Integral Power Supply	D1-120 0-10V dim 120V D8-120 ⁽³⁾ FE ELV dim 120V D14-120 ⁽⁴⁾ FE ELV dim 120V / 0-10V dim 120/277V DP-120 Potentiometer dim 120V ND-120 ⁽⁵⁾ Non dim 120V				
	M 140mm / 5 1/2" Diameter 3 x 3 LED										SP 26°	L Linear Spread WW Wallwash	35 3500K	W White
	L 190mm / 7 1/2" Diameter 4 x 4 LED										FL 47°	S Softening R Raster F Flaps	40 4000K	

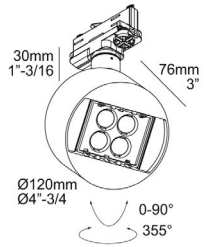
¹ Beam-altering accessories only available with Optic SS.
² Track hardware specified separately.
³ Only available with Size S.
⁴ Only available with Size M and L.
⁵ Only available with Size S and M.
 *** Contact factory for additional dimming options.

Related Products

Supernova XS ADM (track), Frax (exterior)

Finish Options

FRAGMA S

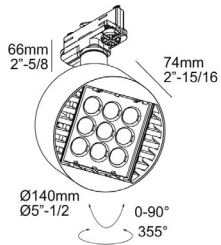


BLACK



WHITE

FRAGMA M

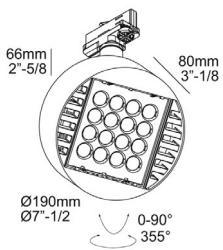


BLACK



WHITE

FRAGMA L



BLACK



WHITE

Accessories

H - HONEYCOMB

L - LINEAR SPREAD

WW - WALLWASH

S - SOFTENING

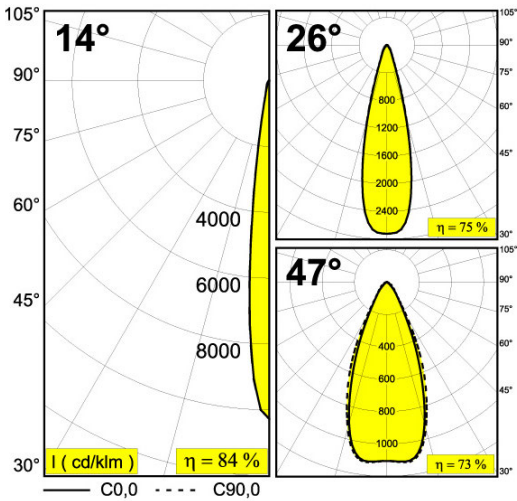
R - RASTER

F - FLAPS



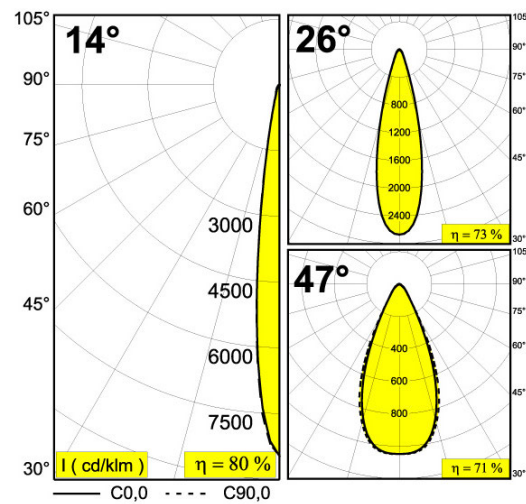
Photometric Data

FRAGMA S 14° / 26° / 47°



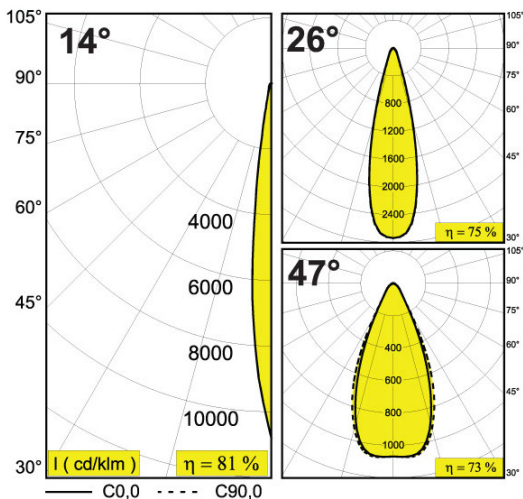
Delivered Lumens	3000K		
Optic:	14°	26°	47°
FRAGMA S:	905Lm	812Lm	788Lm
Honeycomb:	764Lm		
Wall Wash Lens:	757Lm		
Linear Spread Lens:	676Lm		
Raster:	676Lm		
Softening Lens:	666Lm		
Delivered Lumens	3500K		
Optic:	14°	26°	47°
FRAGMA S:	958Lm	842Lm	834Lm
Honeycomb:	809Lm		
Wall Wash Lens:	801Lm		
Linear Spread Lens:	715Lm		
Raster:	712Lm		
Softening Lens:	713Lm		
Delivered Lumens	4000K		
Optic:	14°	26°	47°
FRAGMA S:	972Lm	871Lm	846Lm
Honeycomb:	820Lm		
Wall Wash Lens:	812Lm		
Linear Spread Lens:	725Lm		
Raster:	722Lm		
Softening Lens:	715Lm		

FRAGMA M 14° / 26° / 47°



Delivered Lumens	3000K		
Optic:	14°	26°	47°
FRAGMA M:	1946Lm	1775Lm	1732Lm
Honeycomb:	1617Lm		
Wall Wash Lens:	1702Lm		
Linear Spread Lens:	1476Lm		
Raster:	1386Lm		
Softening Lens:	1522Lm		
Delivered Lumens	3500K		
Optic:	14°	26°	47°
FRAGMA M:	2203Lm	2010Lm	1961Lm
Honeycomb:	1831Lm		
Wall Wash Lens:	1928Lm		
Linear Spread Lens:	1672Lm		
Raster:	1570Lm		
Softening Lens:	1716Lm		
Delivered Lumens	4000K		
Optic:	14°	26°	47°
FRAGMA M:	2088Lm	1905Lm	1858Lm
Honeycomb:	1736Lm		
Wall Wash Lens:	1827Lm		
Linear Spread Lens:	1584Lm		
Raster:	1488Lm		
Softening Lens:	1634Lm		

FRAGMA L 14° / 26° / 47°



Delivered Lumens	3000K		
Optic:	14°	26°	47°
FRAGMA L:	3056Lm	3257Lm	3187Lm
Honeycomb:	3056Lm		
Wall Wash Lens:	2733Lm		
Linear Spread Lens:	2720Lm		
Raster:	2720Lm		
Softening Lens:	2720Lm		
Delivered Lumens	3500K		
Optic:	14°	26°	47°
FRAGMA L:	3340Lm	3085Lm	3019Lm
Honeycomb:	2828Lm		
Wall Wash Lens:	2895Lm		
Linear Spread Lens:	2589Lm		
Raster:	2436Lm		
Softening Lens:	2589Lm		
Delivered Lumens	4000K		
Optic:	14°	26°	47°
FRAGMA L:	3629Lm	3352Lm	3280Lm
Honeycomb:	3073Lm		
Wall Wash Lens:	3145Lm		
Linear Spread Lens:	2813Lm		
Raster:	2646Lm		
Softening Lens:	2813Lm		

Driver Options

D1

- Dimming Control 0-10V
- Dimming Range 10-100%
- Dim to off no
- Power Factor @ Full Load >0.97
- Efficiency @ Full Load ≥ 87

Dimmer Compatibility

- Leviton IP710-DLZ
- Lutron DDTV-XX

D8 (For Size S only)

- Dimming Control Phase Control
- Dimming Range 10-100%
- Dim to off no
- Power Factor @ Full Load >0.9
- Efficiency @ Full Load ≥ 80
- THD @ Full Load <5%

Dimmer Compatibility

- Leviton IPE04-1LZ
- Lutron DVELV-300P

D8 (For Size M and L only)

- Dimming Control Phase Control or 0-10V
- Dimming Range 1-100%
- Dim to off yes
- Power Factor @ Full Load >0.9
- Efficiency @ Full Load ≥ 90
- THD @ Full Load <20%

Dimmer Compatibility Phase

- Leviton IP1106-1LZ / 6631-2
- Lutron DVELV-303P / MAELV-600

Dimmer Compatibility 0-10V

- Leviton IP710-DLZ
- Lutron DDTV-XX

D14

- Dimming Control Phase Control or 0-10V
- Dimming Range 1-100%
- Dim to off yes
- Power Factor @ Full Load >0.9
- Efficiency @ Full Load ≥ 90
- THD @ Full Load <20%

Dimmer Compatibility Phase

- Leviton IP1106-1LZ / 6631-2
- Lutron DVELV-303P / MAELV-600

Dimmer Compatibility 0-10V

- Leviton IP710-DLZ
- Lutron DDTV-XX

DP (POTENTIOMETER)



ND (For Size S and M only)

- Dimming Control NON DIMMABLE
- Power Factor @ Full Load >0.9
- Efficiency @ Full Load ≥ 87
- THD @ Full Load <20%

As technology changes, please use information above as guidance. For most recent updated information please contact factory. Specifications subject to change without notice.