

# M-SPY 52, 66, & FOCUS 62



Spy is the most extensive spotlight family: different installation methods, multiple light refining accessories to be added, mid- and high-power LEDs in static CCTs as well as Soft Dim and Tunable White. Incorporating Spy into our Magnetic systems gives the ultimate flexibility in layout and adaptable over time, as modules can easily be relocated within the system.

Specification	Spy 52	Spy 66	Spy Focus
LED Aperture	2"	2½"	2"
Adjustability:	Adjustable 0-90° / 355°		
Rating:	IP20		

Performance	Static CCT Spy 52	Static CCT Spy 66	Static CCT Spy Focus	Soft Dim	TW
LED Maintenance:	L90>50,000h			L90>56,000h	L90>50,000h
McAdam Step:	1			2	2
CRI:	90			90	90
*SP:			10W	12W	10W
*HP:	14W	29W			
*XP:			20W		

Delivered Lumens	3000K			3000-1800K	2700-6500K
**See page 4 for full details	N/MS	MD	WS	MD	MD
M-Spy 52:	919Lm	936Lm	939Lm	662Lm	694Lm
M-Spy 66:	2007Lm	1937Lm	1929Lm		746Lm
M-Spy FC62 XP:	735Lm				

**Listing**

ETL certified to US and Canadian safety standards.

**Warranty**

5-year limited warranty.

**Ordering**

ALL BOXES MUST BE FILLED IN TO CORRECTLY ORDER

Example: SPY66NS-SPTWA-W-FG-M20H-D5

Luminaire	Size	Optic**	Power*	CCT	Function	Finish	Inner Finish <sup>4</sup>	Application <sup>5</sup>	Controls				
SPY SPY	52 52mm / 2 1/16" Diameter	MS Medium Narrow Spot 20° MD Medium Spot 30° WS Medium Wide Spot 45°	SP Standard Power HP High Power	SD 3000-1800K TW <sup>3</sup> 2700-6500K	A Adjustable	B Black BRA <sup>1,2</sup> Brushed Aluminum BRAT <sup>1,2</sup> Brushed Anthracite BRCU <sup>1,2</sup> Brushed Copper BRG <sup>1,2</sup> Brushed Gold BROB <sup>1,2</sup> Brushed Old Bronze FBR <sup>1</sup> Flemish Bronze FG <sup>1</sup> Flemish Gold GC <sup>1,2</sup> Gold Colored W White	B <sup>4</sup> Black FBR <sup>4</sup> Flemish Bronze FG <sup>4</sup> Flemish Gold GC <sup>4</sup> Gold Colored W <sup>4</sup> White	M20H Shiftline M26H / Shiftline M26H + SBL <sup>6</sup> / Splitline M20 / Splitline M20 ST Profile ML Splitline M26L Profile Splitline M52 Profile	MDL <sup>3,6</sup> 0-10V dim via Modulator D5 Dali Dim WD <sup>3,6</sup> Wireless dim				
										66 <sup>1</sup> 66mm / 2 19/32" Diameter	NS Narrow Spot 18° MD Medium Spot 30° WS Medium Wide Spot 45°	SP Standard Power	TW <sup>3</sup> 2700-6500K
	XP Maximum Power	35 3500K											

1 Size 66 only available in Finish Black or White.  
2 Size 62 only available in Finish Black, Flemish Bronze, Flemish Gold, or White.  
3 Tunable White (CCT TW) must use Controls D5.

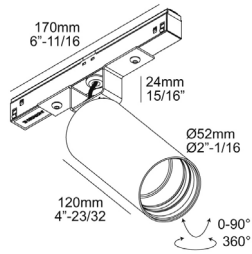
4 Inner Finish does not apply to Size 62; skip field.  
5 Profile system hardware specified separately.  
6 Shiftline M26H + SBL only available with Controls D5.

**Related Products**

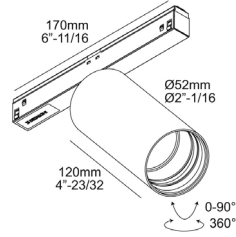
M-Spy 27/39, M-Microspy C (pendant), Spy 27, Spy 39, Spy 52, Spy 66, Spy 90, Spy Focus, Spy C (pendant), Superloop-Spy 52/66/Focus MDL

**Finish Options - Spy 52**

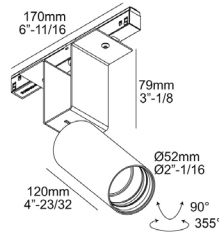
**M-SPY 52**



For application M20H



For application ML



For application M52



BLACK

(shown in Splitline M20)



FLEMISH BRONZE

(shown in Splitline M20)



FLEMISH GOLD

(shown in Splitline M20)



GOLD COLORED

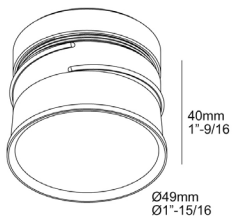
(shown in Splitline M20)



WHITE

(shown in Splitline M20)

**SPY 52 INNER FINISH**



BLACK



FLEMISH BRONZE



FLEMISH GOLD

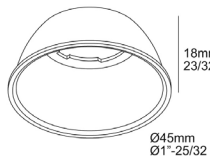


GOLD COLORED

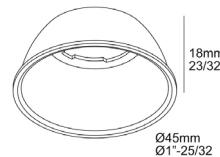


WHITE

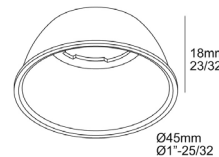
**Accessories for Spy 52**



SPY 52 REFLECTOR 20°  
19810 0180



SPY 52 REFLECTOR 30°  
19810 0240

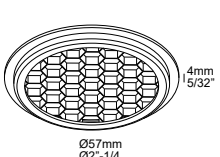


SPY 52 REFLECTOR 45°  
19810 0190



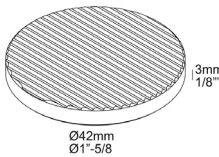
HONEYCOMB 42 SINGLE USE  
19810 0010 B

Used solo with no other accessories

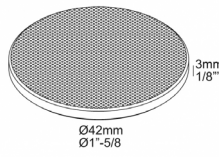


HONEYCOMB 42 DOUBLE USE  
19810 0060 B

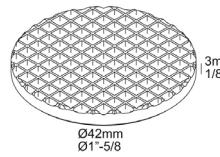
Used in combination with any other accessory; includes frame to hold this smaller honeycomb



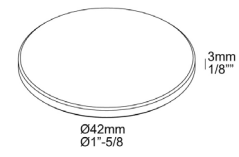
LINEAR SPREAD LENS 42  
19810 0020



SOFTENING LENS 42  
19810 0040



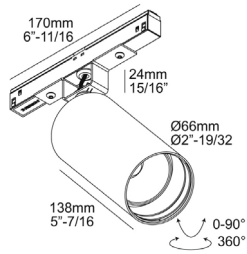
SPREAD LENS 42  
19810 0030



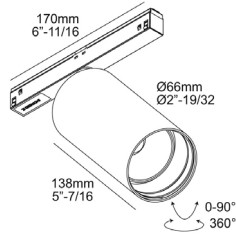
GLASS SBL 42  
19810 0050

**Finish Options - Spy 66**

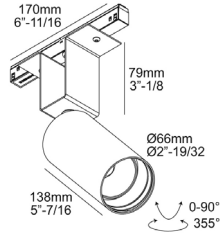
**M-SPY 66**



For application M20H



For application ML



For application M52



BLACK

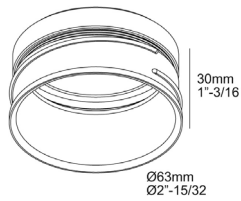
(shown in Splitline M20)



WHITE

(shown in Splitline M20)

**SPY 66 INNER FINISH**



BLACK



FLEMISH BRONZE



FLEMISH GOLD

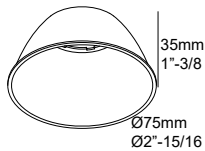


GOLD COLORED

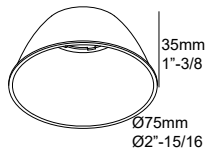


WHITE

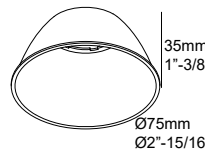
**Accessories for Spy 66**



SPY 66 REFLECTOR 18°  
24611 0220



SPY 66 REFLECTOR 30°  
24611 0230

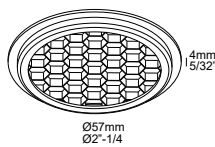


SPY 66 REFLECTOR 45°  
24611 0240



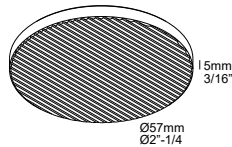
HONEYCOMB 57 SINGLE USE  
24611 0150 B

Used solo with no other accessories

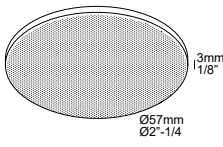


HONEYCOMB 57 DOUBLE USE  
24611 0210 B

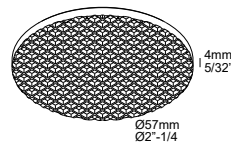
Used in combination with any other accessory; includes frame to hold this smaller honeycomb



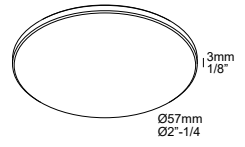
LINEAR SPREAD LENS 57  
24611 0170



SOFTENING LENS 57  
24611 0190



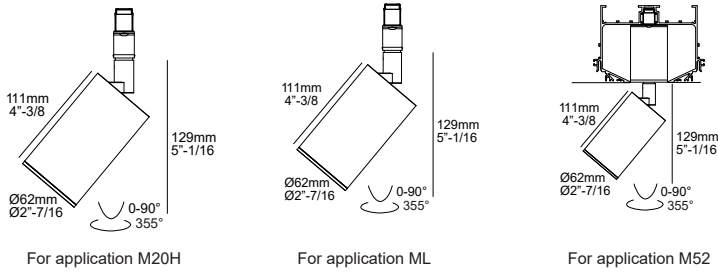
SPREAD LENS 57  
24611 0200



GLASS SBL 57  
24611 0160

**Finish Options - Spy Focus**

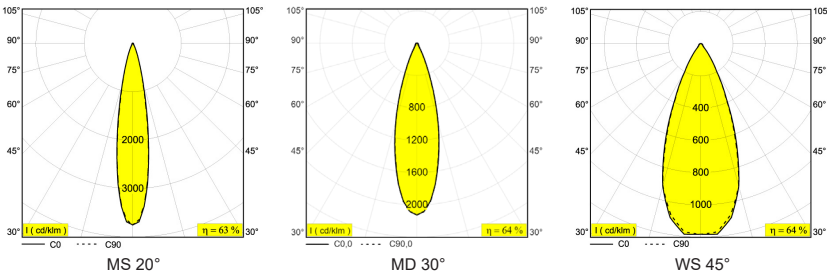
**M-SPY FOCUS 62**



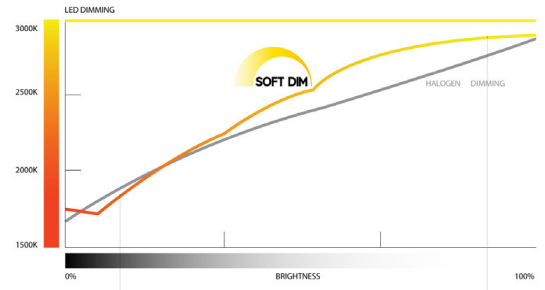
**Photometric Data**

Delivered Lumens	2700K				3000K				3500K				3000-1800K				2700-6500K					
	NS	MS	MD	WS	NS	MS	MD	WS	NS	MS	MD	WS	NS	MS	MD	WS	NS	MS	MD	WS		
M-Spy 52 HP:		879Lm	895Lm	898Lm		919Lm	936Lm	939Lm		952Lm	968Lm	972Lm										
M-Spy 52 SP:														650Lm	662Lm	664Lm		681Lm	694Lm	695Lm		
M-Spy 66 HP:	1920Lm		1852Lm	1845Lm	2007Lm		1937Lm	1929Lm	2079Lm		1852Lm	1999Lm										
M-Spy 66 SP:																	776Lm		749Lm	746Lm		
M-Spy Focus SP:		399Lm				441Lm				433Lm												
M-Spy Focus XP:		703Lm				735Lm				762Lm												

**M-SPY 52**

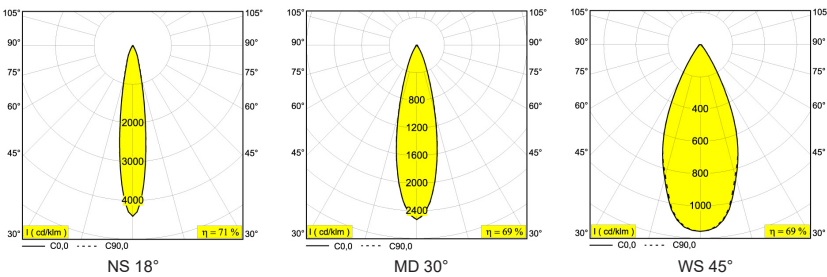


**M-SPY 52 SOFT DIM**



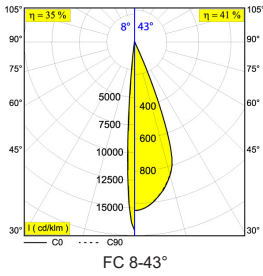
Soft Dim technology replicates the dimming behavior of a conventional lamp where the color temperature increases in warmth as it is dimmed. This is achieved through the use of specialty selected LEDs of different color temperatures and power types from premium chip manufacturers. Consistency is ensured without complexity with the use of specific and precise LED selection. The LED's selected have color tolerances that are higher than 2 SDCM ensuring module-to-module accuracy.

**M-SPY 66**

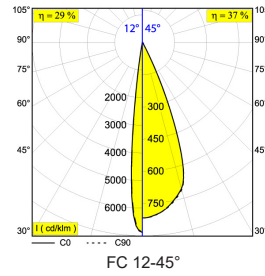


**Photometric Data (cont'd)**

**M-SPY FOCUS 62 SP**



**M-SPY FOCUS 62 XP**



**Installation Options**

Delta Light's Magnetic Systems all utilize 48V remote power supplies. With a maximum of 96W per power supply, the below details maximum magnetic modules per power feed.

Maximum Capacity Per Remote Power Supply	M-Spy 52	M-Spy 66	M-Spy Focus 62	Soft Dim	TW
*MP:			8		
*HP:	6	3			
*XP:			4		
*SP:				8	8

**FOR SYSTEM HARDWARE, REFER TO THE FOLLOWING PROFILE SYSTEMS:**  
 Shiftline M26H (surface/suspended, high-height, optional curved corner connectors)  
 Shiftline M26H + SBL (surface/suspended, high-height, integral continuous light line)  
 Shiftline M26L (surface/suspended, low-height, stacking possible)  
 Splitline M20 (recessed, knife-edge, optional curved corner connectors)  
 Splitline M20 ST (recessed, small trim)  
 Splitline M52 (recessed, knife-edge)

As technology changes, please use information above as guidance. For most recent updated information please contact factory. Specifications subject to change without notice.