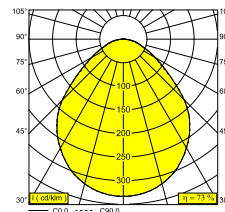
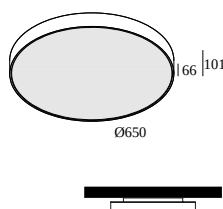




SUPERNOVA FLAT 65 PRISMATIC 930 DIM5

20633 9305 B

DISPONIBILE IN
NERO 20633 9305 B
BIANCO 20633 9305 W



[Visualizza sul sito web](#)



Informazioni generali

AMBIENTE	indoor
IP	Soffitto A superficie, Soffitto Sospeso
PROTEZIONE DELL'INGRESSO	IP20
PESO (KG)	9,1
ORIENTABILITÀ	non regolabile
INFORMAZIONI	INCL.PC PRISMATIC INCL.DIMMABLE LED POWER SUPPLY 930mA

Informazioni elettriche

ELETTRICO	220-240V / 0 50-60Hz
CLASSE DI ISOLAMENTO	I
ALIMENTATORE	YES
TIPO DI DIMMERAZIONE	DALI
CLASSE ENERGETICA	D
CERTIFICATI	CB, ENEC, LCA, RCM

Informazioni sulla Sorgente luminosa

LIGHTSOURCE NAME	LED
SORGENTE LUMINOSA	LED cluster 37,4W / CRI>90 (R9: 68) / 3000K / 5360lm
TM-30	Rf: 89 / Rg: 97
SDMC	SDCM3
LM80	L70 > 60000
SPECIFICHE TECNICHE (SORGENTE LUMINOSA)	5360lm // 37,4W // 144lm/W
SPECIFICHE TECNICHE (APPARECCHIO DI ILLUMINAZIONE)	3936lm // 43W // 92lm/W

Opzioni

SUSPENSION SET 25 DIM 3m
CABLE BASE R / S
COVERSET R 62-90-100 / S 62-80-90
CENTRAL ROD SUSPENSION SUPERNOVA FLAT 1m
CENTRAL SUSPENSION SUPERNOVA FLAT

Per istruzioni di installazione dettagliate, consultare il manuale : [20633_XXX5_HAND.pdf](#)

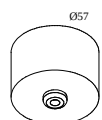
DELTALIGHT

SUPERNOVA FLAT 65 PRISMATIC 930 DIM5

20633 9305 B

CONCLUDI CONFIGURAZIONE

Cavi di alimentazione



203 99 55 ANO CABLE BASE R ANO

203 99 55 B CABLE BASE R B

203 99 55 W CABLE BASE R W



203 99 56 ANO CABLE BASE S ANO

203 99 56 B CABLE BASE S B

203 99 56 W CABLE BASE S W

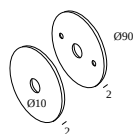
Kit per scatola incassata



204 00 62 ANO COVERSET R 62 ANO

204 00 62 B COVERSET R 62 B

204 00 62 W COVERSET R 62 W



204 00 90 ANO COVERSET R 90 ANO

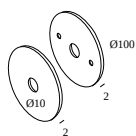
204 00 90 B COVERSET R 90 B

204 00 90 W COVERSET R 90 W

DELTALIGHT

SUPERNOVA FLAT 65 PRISMATIC 930 DIM5

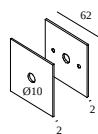
20633 9305 B



204 00 100 ANO COVERSET R 100 ANO

204 00 100 B COVERSET R 100 B

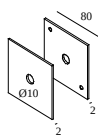
204 00 100 W COVERSET R 100 W



204 62 62 ANO COVERSET S 62 ANO

204 62 62 B COVERSET S 62 B

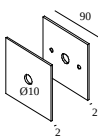
204 62 62 W COVERSET S 62 W



204 80 80 ANO COVERSET S 80 ANO

204 80 80 B COVERSET S 80 B

204 80 80 W COVERSET S 80 W




204 90 90 ANO COVERSET S 90 ANO

204 90 90 B COVERSET S 90 B

204 90 90 W COVERSET S 90 W

Componenti per sospensioni



274 97 10 B CENTRAL ROD SUSPENSION SUPERNOVA FLAT 1m B

DELTALIGHT

SUPERNOVA FLAT 65 PRISMATIC 930 DIM5

20633 9305 B

274 97 10 W CENTRAL ROD SUSPENSION SUPERNOVA FLAT 1m W



328 25 43 ED SUSPENSION SET 25 DIM 3m



328 26 23 B CENTRAL SUSPENSION SUPERNOVA FLAT 3m B

328 26 23 W CENTRAL SUSPENSION SUPERNOVA FLAT 3m W

Componenti per il collegamento elettrico



15225 0360 B CONNECTION ST B

Dimensione del foro (mm): 43

15225 0360 W CONNECTION ST W

Notes: