



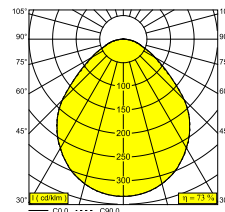
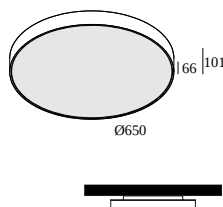
## SUPERNOVA FLAT 65 PRISMATIC 930 DIM5

20633 9305 B

DISPONIBLE EN

**NOIR** 20633 9305 B

**BLANC** 20633 9305 W



Voir sur le site Web



### Informations générales

<b>EMPLACEMENT</b>	interieur
<b>INSTALLATION</b>	Plafond Applique,Plafond Suspendu
<b>INDICE DE PROTECTION</b>	IP20
<b>POIDS (KG)</b>	9.1
<b>ORIENTATION</b>	non réglable
<b>INFORMATIONS</b>	INCL.PC PRISMATIC INCL.DIMMABLE LED POWER SUPPLY 930mA

### Informations électriques

<b>ÉLECTRIQUE</b>	220-240V / 0 50-60Hz
<b>CLASSE</b>	I
<b>ALIMENTATION</b>	YES
<b>TYPE DIM</b>	DALI
<b>CLASSE D'ÉNERGIE</b>	D
<b>CERTIFICATS</b>	CB, ENEC, LCA, RCM

### Info Source lumineuse

<b>LIGHTSOURCE NAME</b>	LED
<b>SOURCE DE LUMIÈRE</b>	LED cluster 37,4W / CRI>90 (R9: 68) / 3000K / 5360lm
<b>VALEURS TM-30</b>	Rf: 89 / Rg: 97
<b>SDCM</b>	SDCM3
<b>LM80</b>	L70 > 60000
<b>TECHNIQUES LED (SOURCE LUMINEUSE)</b>	5360lm // 37,4W // 144lm/W
<b>TECHNIQUES LED (LUMINAIRE)</b>	3936lm // 43W // 92lm/W

### Références optionnelles

SUSPENSION SET 25 DIM 3m

CABLE BASE R / S

COVERSET R 62-90-100 / S 62-80-90

CENTRAL ROD SUSPENSION SUPERNOVA FLAT 1m

CENTRAL SUSPENSION SUPERNOVA FLAT

Pour des instructions d'installation détaillées, veuillez consulter le manuel : [20633\\_XXX5\\_HAND.pdf](#)

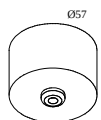
# DELTALIGHT

## SUPERNOVA FLAT 65 PRISMATIC 930 DIM5

20633 9305 B

### TERMINEZ VOTRE SPÉCIFICATION

#### le cable d'alimentation



**203 99 55 ANO** CABLE BASE R ANO

**203 99 55 B** CABLE BASE R B

**203 99 55 W** CABLE BASE R W



**203 99 56 ANO** CABLE BASE S ANO

**203 99 56 B** CABLE BASE S B

**203 99 56 W** CABLE BASE S W

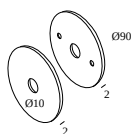
#### les sets pour recouvrement plafond



**204 00 62 ANO** COVERSET R 62 ANO

**204 00 62 B** COVERSET R 62 B

**204 00 62 W** COVERSET R 62 W



**204 00 90 ANO** COVERSET R 90 ANO

**204 00 90 B** COVERSET R 90 B

**204 00 90 W** COVERSET R 90 W

# DELTALIGHT

## SUPERNOVA FLAT 65 PRISMATIC 930 DIM5

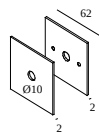
20633 9305 B



**204 00 100 ANO** COVERSET R 100 ANO

**204 00 100 B** COVERSET R 100 B

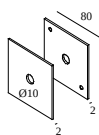
**204 00 100 W** COVERSET R 100 W



**204 62 62 ANO** COVERSET S 62 ANO

**204 62 62 B** COVERSET S 62 B

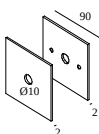
**204 62 62 W** COVERSET S 62 W



**204 80 80 ANO** COVERSET S 80 ANO

**204 80 80 B** COVERSET S 80 B

**204 80 80 W** COVERSET S 80 W



**204 90 90 ANO** COVERSET S 90 ANO

**204 90 90 B** COVERSET S 90 B

**204 90 90 W** COVERSET S 90 W

### les accessoires de suspension



**274 97 10 B** CENTRAL ROD SUSPENSION SUPERNOVA FLAT 1m B

# DELTALIGHT

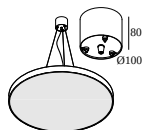
## SUPERNOVA FLAT 65 PRISMATIC 930 DIM5

20633 9305 B

**274 97 10 W** CENTRAL ROD SUSPENSION SUPERNOVA FLAT 1m W



**328 25 43 ED** SUSPENSION SET 25 DIM 3m



**328 26 23 B** CENTRAL SUSPENSION SUPERNOVA FLAT 3m B

**328 26 23 W** CENTRAL SUSPENSION SUPERNOVA FLAT 3m W

### les accessoires pour connexions électriques



**15225 0360 B** CONNECTION ST B

Dimension de découpe (mm): 43

**15225 0360 W** CONNECTION ST W

Notes: