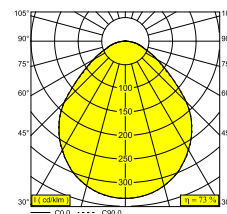
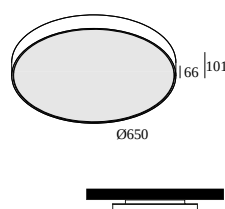




SUPERNOVA FLAT 65 PRISMATIC 930 DIM5

20633 9305 B

BESCHIKBAAR IN
ZWART 20633 9305 B
WIT 20633 9305 W



 [Bekijk op website](#)



Algemene info

LOCATIE	binnen
INSTALLATIE	Plafond Opbouw, Plafond Gependeld
STOF EN WATERDICHTHEID	IP20
GEWICHT (KG)	9,1
RICHTBAARHEID	niet richtbaar
INFO	INCL.PC PRISMATIC INCL.DIMMABLE LED POWER SUPPLY 930mA

Elektrische info

INGANGSSPANNING	220-240V / 0 50-60Hz
KLASSE	I
VOEDING	YES
DIM TYPE	DALI
ENERGIE KLASSE	D
CERTIFICATEN	CB, ENEC, LCA, RCM

Info lichtbron

LIGHTSOURCE NAME	LED
LICHTBRON	LED cluster 37,4W / CRI>90 (R9: 68) / 3000K / 5360lm
TM-30-15 WAARDEN	Rf: 89 / Rg: 97
SDCM	SDCM3
LM80	L70 > 60000
LED TECHNIEK (LICHTBRON)	5360lm // 37,4W // 144lm/W
LED TECHNIEK (TOESTEL)	3936lm // 43W // 92lm/W

Opties

SUSPENSION SET 25 DIM 3m
CABLE BASE R / S
COVERSET R 62-90-100 / S 62-80-90
CENTRAL ROD SUSPENSION SUPERNOVA FLAT 1m
CENTRAL SUSPENSION SUPERNOVA FLAT

Voor gedetailleerde montage gegevens, consulteer de handleiding : [20633_XXX5_HAND.pdf](#)

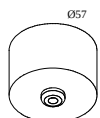
DELTALIGHT

SUPERNOVA FLAT 65 PRISMATIC 930 DIM5

20633 9305 B

VERVOLLEDIG UW SPECIFICATIE

Stroomtoevoer



203 99 55 ANO CABLE BASE R ANO

203 99 55 B CABLE BASE R B

203 99 55 W CABLE BASE R W



203 99 56 ANO CABLE BASE S ANO

203 99 56 B CABLE BASE S B

203 99 56 W CABLE BASE S W

Coversets



204 00 62 ANO COVERSET R 62 ANO

204 00 62 B COVERSET R 62 B

204 00 62 W COVERSET R 62 W



204 00 90 ANO COVERSET R 90 ANO

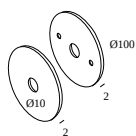
204 00 90 B COVERSET R 90 B

204 00 90 W COVERSET R 90 W

DELTALIGHT

SUPERNOVA FLAT 65 PRISMATIC 930 DIM5

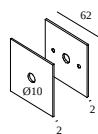
20633 9305 B



204 00 100 ANO COVERSET R 100 ANO

204 00 100 B COVERSET R 100 B

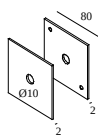
204 00 100 W COVERSET R 100 W



204 62 62 ANO COVERSET S 62 ANO

204 62 62 B COVERSET S 62 B

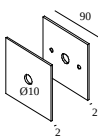
204 62 62 W COVERSET S 62 W



204 80 80 ANO COVERSET S 80 ANO

204 80 80 B COVERSET S 80 B

204 80 80 W COVERSET S 80 W



204 90 90 ANO COVERSET S 90 ANO

204 90 90 B COVERSET S 90 B

204 90 90 W COVERSET S 90 W

Ophang toebehoren



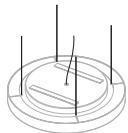
274 97 10 B CENTRAL ROD SUSPENSION SUPERNOVA FLAT 1m B

DELTALIGHT

SUPERNOVA FLAT 65 PRISMATIC 930 DIM5

20633 9305 B

274 97 10 W CENTRAL ROD SUSPENSION SUPERNOVA FLAT 1m W



328 25 43 ED SUSPENSION SET 25 DIM 3m



328 26 23 B CENTRAL SUSPENSION SUPERNOVA FLAT 3m B

328 26 23 W CENTRAL SUSPENSION SUPERNOVA FLAT 3m W

Onderdelen voor elektrische verbinding



15225 0360 B CONNECTION ST B

Uitsparingsmaat (mm): 43

15225 0360 W CONNECTION ST W

Notes: