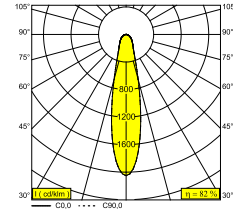
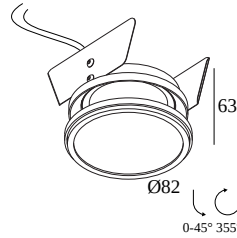




## HALOSCAN ST HP 92721

23114 9220 W

BESCHIKBAAR IN  
**ZWART** 23114 9220 B  
**WIT** 23114 9220 W



 [Bekijk op website](#)



### Algemene info

<b>LOCATIE</b>	binnen
<b>INSTALLATIE</b>	Plafond Inbouw
<b>ZAAGMAAT/OPENING (MM)</b>	rond - 70
<b>INBOUWDIEPTE (MM)</b>	55
<b>DIKTE MONTAGEOPPERVLAK (MM)</b>	min.1
<b>STOF EN WATERDICHTHEID</b>	IP20
<b>GEWICHT (KG)</b>	0.3
<b>RICHTBAARHEID</b>	0° tot 45° zwenkbaar, 355° roteerbaar
<b>INFO</b>	LENS FL-21° EXCL.LED POWER SUPPLY 350mA-DC

### Elektrische info

<b>KLASSE</b>	III
<b>DIM TYPE</b>	afhankelijk van de te kiezen externe voeding
<b>ENERGIE KLASSE</b>	D
<b>CERTIFICATES</b>	CB, ENEC

### Info lichtbron

<b>LIGHTSOURCE NAME</b>	LED
<b>LICHTBRON</b>	LED array 11,6W / CRI>90 (R9: 60) / 2700K / 1458lm
<b>TM-30 WAARDEN</b>	rf: 89 / Rg: 100
<b>SMDC</b>	SDCM1
<b>RISK-GROEP</b>	RG1
<b>LM80</b>	L90B10 > 50000
<b>BEAMANGLE</b>	21°
<b>LED TECHNIEK (LICHTBRON)</b>	1458lm // 11,6W // 125lm/W
<b>LED TECHNIEK (TOESTEL)</b>	1195lm // 13,3W // 90lm/W

### Benodigdheden

LED POWER SUPPLY 350mA-DC DIM

### Accessoires

HALOSCAN HONEYCOMB  
 HALOSCAN LINEAR SPREAD LENS









Voor gedetailleerde montage gegevens, consulteer de handleiding : [23114\\_XXX0\\_HAND.pdf](#)

# DELTALIGHT

## HALOSCAN ST HP 92721

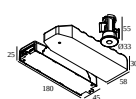
23114 9220 W

### PLAFOND COMPATIBILITEIT

Ceiling Type	Mounting Kit
 System ceiling	-
 Plasterboard	-
 Wood	-
 Concrete	-
 Concrete + plaster	-
 Lintel + plaster	-
 Hollow-core slab + plaster	-
 Stretched ceiling	-

### VERVOLLEDIG UW SPECIFICATIE

#### Noodunits



**21032 0270 B** EMERGENCY UNIT 7W / 1h + LED INDICATOR HOLDER B

Uitsparingsmaat (mm): 27

**21032 0270 W** EMERGENCY UNIT 7W / 1h + LED INDICATOR HOLDER W

#### LED voedingen

#### # armaturen



# armaturen geeft aan hoeveel toestellen op de voeding kunnen worden aangesloten (min -> max). De waarden vóór en na de 'I' komen respectievelijk overeen met de minimale en maximale aanstroom. Waarden tussen haakjes zijn van toepassing op 110V.

Min. stroom | Max. stroom

# DELTALIGHT

## HALOSCAN ST HP 92721

23114 9220 W



**300 48 350 ED1** LED POWER CONVERTER 48V-DC to 350 mA-DC / 15W DIM1

1

**Dimtype: 1-10V**

**Uitsparingsmaat (mm): 30**

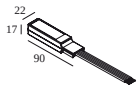


**300 48 350 ED5** LED POWER CONVERTER 48V-DC to 350 mA-DC / 15W DIM5

1

**Dimtype: DALI**

**Uitsparingsmaat (mm): 45**



**300 48 350 MDL** LED POWER CONVERTER 48V-DC to 350 mA-DC / 15W MDL

1

**Dimtype: niet dimbaar**

**Uitsparingsmaat (mm): 30**

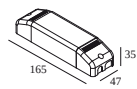


**300 48 350 WDL** LED POWER CONVERTER 48V-DC to 350 mA-DC / 15W WDL

1

**Dimtype: WDL = draadloos**

**Uitsparingsmaat (mm): 45**

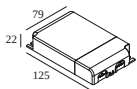


**300 90 61** LED POWER SUPPLY MULTI-POWER DIM6

1

**Dimtype: net-dimbaar (fase afsnijding) of met drukknop**

**Uitsparingsmaat (mm): 56**

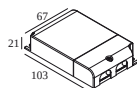


**300 90 63** LED POWER SUPPLY MULTI-POWER DIM9

2(2)

**Dimtype: 1-10V of DALI of drukknop**

**Uitsparingsmaat (mm): 82**

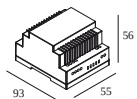


**300 90 64** LED POWER SUPPLY MULTI-POWER DIM7

1(1)

**Dimtype: 1-10V of met drukknop**

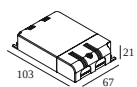
**Uitsparingsmaat (mm): 72**



**300 90 67** LED POWER CONVERTER 24V-DC TO MULTI CURRENT 48W DIM9

1

**Dimtype: 1-10V of DALI of drukknop**

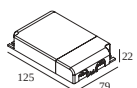


**300 90 68** LED POWER SUPPLY MULTI-POWER DIM5

1(1)

**Dimtype: DALI**

**Uitsparingsmaat (mm): 72**



**300 90 69** LED POWER SUPPLY MULTI-POWER HV DIM9

3(3)

**Dimtype: 1-10V of DALI of drukknop**

**Uitsparingsmaat (mm): 84**

# DELTALIGHT

## HALOSCAN ST HP 92721

23114 9220 W



**300 90 124** LED POWER SUPPLY MULTI-POWER DIM7

1(1)

**Dimtype: 1-10V of met drukknop**

**Uitsparingsmaat (mm): 55**



**300 90 125** LED POWER SUPPLY MULTI-POWER MINI DIM5

1(1)

**Dimtype: DALI**

**Uitsparingsmaat (mm): 55**



**300 90 135** LED POWER SUPPLY MULTI-POWER HV

2->2

**Dimtype: niet dimbaar**

**Uitsparingsmaat (mm): 90**



**21012 0010** LED POWER SUPPLY MULTI POWER

1

**Dimtype: niet dimbaar**

**Uitsparingsmaat (mm): 50**



**21012 0021** LED POWER SUPPLY MULTI POWER DIM1

1

**Dimtype: 1-10V**

**Uitsparingsmaat (mm): 54**



**21012 0035** LED POWER SUPPLY MULTI POWER DIM5

1

**Dimtype: DALI**

**Uitsparingsmaat (mm): 54**



**21012 004W** LED POWER SUPPLY MULTI-POWER WDL

2(2)

**Dimtype: WDL = draadloos**

**Uitsparingsmaat (mm): 84**



**21012 005W** LED POWER SUPPLY MULTI-POWER COMPACT WDL

1

**Dimtype: WDL = draadloos**

**Uitsparingsmaat (mm): 54**

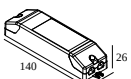


**21012 0268** LED POWER SUPPLY MULTI POWER 200-350 / 15W DIM8

1

**Dimtype: net-dimbaar (fase afsnijding)**

**Uitsparingsmaat (mm): 50**



**21012 0298** LED POWER SUPPLY MULTI POWER 250-900 / 20W DIM8

1

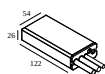
**Dimtype: net-dimbaar (fase afsnijding)**

**Uitsparingsmaat (mm): 48**

# DELTALIGHT

## HALOSCAN ST HP 92721

23114 9220 W

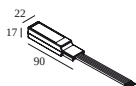


**21012 0480** LED POWER SUPPLY 350mA-DC / 17W IP68

1(1)

**Dimtype: niet dimbaar**

**Uitsparingsmaat (mm): 60**



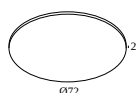
**21032 0295** LED POWER CONVERTER 48V-DC to 350 mA-DC / 15W DIM5

1


**Dimtype: DALI**

**Uitsparingsmaat (mm): 30**

### Licht veranderende onderdelen



**23110 0040** HALOSCAN LINEAR SPREAD LENS



**23110 0050 B** HALOSCAN HONEYCOMB B



Notes: