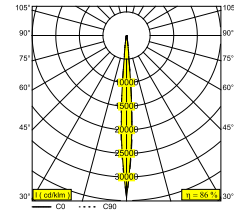
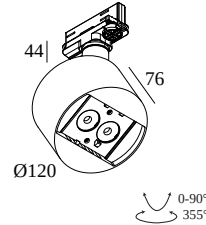




FRAGMA S SUPERSPOT 9308 ADM WD

23614 931W B

AVAILABLE IN
BLACK 23614 931W B
WHITE 23614 931W W



[View on website](#)



General info

LOCATION	indoor
INSTALLATION	Mains voltage track Mains voltage track mounted
INGRESS PROTECTION	IP20
WEIGHT (KG)	0.9
ADJUSTABILITY	0° to 90° swiveling, 355° rotatable
INFORMATION	2 x LENS SP-8° INCL.DIMMABLE LED POWER SUPPLY 900mA-DC 3F MULTI ADAPTER

Electrical info

ELECTRICAL CLASS	220-240V / 50-60Hz
CLASS	I
POWER SUPPLY	YES
DIM TYPE	WDL = wireless dimmable
ENERGY CLASS	E
CERTIFICATES	CB, ENEC, RCM

Lightsource info

LIGHTSOURCE NAME	LED
LIGHTSOURCE	LED cluster 5,2W / CRI>90 (R9: 64) / 3000K / 590lm
TM-30 VALUES	Rf: 92 / Rg: 99
SDCM	SDCM3
RISKGROUP	RG2
LM80	L80 > 150000
BEAMANGLE	8°
LED TECHNICS (LIGHT SOURCE)	590lm // 5,2W // 113lm/W
LED TECHNICS (LUMINAIRE)	505lm // 6W // 84lm/W

Requirements

TRACK 3F DIM

Accessories

FRAGMA 2X2 HONEYCOMB

For detailed installation instructions, please consult the manual : [23614_XXXW_HAND.pdf](#)

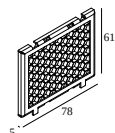
DELTALIGHT

FRAGMA S SUPERSPOT 9308 ADM WD

23614 931W B

FINISH YOUR SPECIFICATION

Light altering devices



23613 0240 B FRAGMA S HONEYCOMB B



COMPATIBLE TRACKS

TRACK 3F DIM H

Available Colours

200 14 410 TRACK 3F DIM H 1m	1000 m 1.6 kg	<input checked="" type="radio"/> <input type="radio"/>
200 14 420 TRACK 3F DIM H 2m	2000 m 3.2 kg	<input checked="" type="radio"/> <input type="radio"/>
200 14 430 TRACK 3F DIM H 3m	3000 m 4.8 kg	<input checked="" type="radio"/> <input type="radio"/>

TRACK 3F DIM IN

Available Colours

200 13 410 TRACK 3F DIM IN 1m	1000 m 1.2 kg	<input checked="" type="radio"/> <input type="radio"/>
200 13 420 TRACK 3F DIM IN 2m	2000 m 2.4 kg	<input checked="" type="radio"/> <input type="radio"/>
200 13 430 TRACK 3F DIM IN 3m	3000 m 3.5 kg	<input checked="" type="radio"/> <input type="radio"/>

TRACK 3F DIM ON

Available Colours

200 12 410 TRACK 3F DIM ON 1m	1000 m 1.1 kg	<input type="radio"/> <input checked="" type="radio"/> <input type="radio"/>
200 12 420 TRACK 3F DIM ON 2m	2000 m 2.1 kg	<input type="radio"/> <input checked="" type="radio"/> <input type="radio"/>
200 12 430 TRACK 3F DIM ON 3m	3000 m 3.1 kg	<input type="radio"/> <input checked="" type="radio"/> <input type="radio"/>

Notes: