

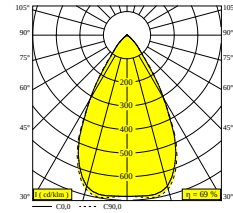
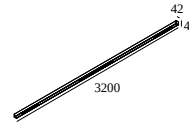


Image may differ from the actual product  
Consult drawing for correct size and structure

## INFORM 40 SQ 320 DOWN 93063 DIM5

30716 9335 B-B

BESCHIKBAAR IN  
**ZWART-ZWART** 30716 9335 B-B  
**WIT-ZWART** 30716 9335 W-B



 [Bekijk op website](#)



### Algemene info

<b>LOCATIE</b>	binnen
<b>INSTALLATIE</b>	Plafond Opbouw, Plafond Gependeld
<b>STOF EN WATERDICHTHEID</b>	IP20
<b>GEWICHT (KG)</b>	5
<b>RICHTBAARHEID</b>	niet richtbaar
<b>INFO</b>	INCL.DIMMABLE LED POWER SUPPLY (DALI DT6) Power selection to be set on driver EXCL.CABLE SUSPENSION

### Elektrische info

<b>ELEKTRISCH</b>	220-240V / 0 50-60Hz
<b>KLASSE</b>	I
<b>VOEDING INBEGREPEN</b>	YES
<b>DIM TYPE</b>	DALI
<b>ENERGIE KLASSE</b>	E

### Info lichtbron

<b>LIGHTSOURCE NAME</b>	LED
<b>LICHTBRON</b>	HO: LED cluster 48,4W / CRI>90 (R9: 50) / 3000K / 6989lm Or LED cluster 32,6W / CRI>90 (R9: 50) / 3000K / 5069lm
<b>TM-30 WAARDEN</b>	Rf: 92 / Rg: 100 rf: 92 / Rg: 100
<b>SMDC</b>	SDCM3
<b>RISK-GROEP</b>	RG1
<b>LM80</b>	L80 > 60000
<b>BEAMANGLE</b>	63°
<b>LED TECHNIEK (LICHTBRON)</b>	HO: 6989lm // 48,4W // 145lm/W Or 5069lm // 32,6W // 155lm/W
<b>LED TECHNIEK (TOESTEL)</b>	HO: 4836lm // 55,7W // 87lm/W Or 3507lm // 37,5W // 94lm/W

### Opties

INF40 SQ 320/360 - SUSPENSION SET  
CABLE BASE R / S

# DELTALIGHT

## INFORM 40 SQ 320 DOWN 93063 DIM5

30716 9335 B-B

Voor gedetailleerde montage gegevens, consulteer de handleiding : [30716\\_XXX5\\_HAND.pdf](#)

### VERVOLLEDIG UW SPECIFICATIE

#### Stroomtoevoer



**203 99 55 ANO** CABLE BASE R ANO

**203 99 55 B** CABLE BASE R B

**203 99 55 W** CABLE BASE R W

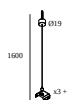


**203 99 56 ANO** CABLE BASE S ANO

**203 99 56 B** CABLE BASE S B

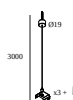
**203 99 56 W** CABLE BASE S W

#### Bevestigingscomponenten



**30710 0020 B** INF40 SQ 320/360 - SUSPENSION SET 1,6m B

**30710 0020 W** INF40 SQ 320/360 - SUSPENSION SET 1,6m W



**30710 0040 B** INF40 SQ 320/360 - SUSPENSION SET 3,0m B

**30710 0040 W** INF40 SQ 320/360 - SUSPENSION SET 3,0m W

# DELTALIGHT

## **INFORM 40 SQ 320 DOWN 93063 DIM5**

30716 9335 B-B

Notes: