

## SPY 39 TRIMLESS 93020

24121 9320 PB

BESCHIKBAAR IN

**ZWART** 24121 9320 B

**ALU GEBORSTELD** 24121 9320 BRA

**GEBORSTELD ANTRACIET** 24121 9320 BRAT

**GEBORSTELD KOPER** 24121 9320 BRCU

**GEBORSTELD GOUD** 24121 9320 BRG

**GEBORSTELD OUD BRONS** 24121 9320 BROB

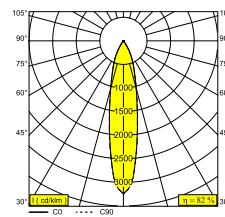
**FLEMISH BRONZE** 24121 9320 FBR

**FLEMISH GOLD** 24121 9320 FG

**GOUD KLEUR** 24121 9320 GC

**PIANO ZWART** 24121 9320 PB

**WIT** 24121 9320 W



[Bekijk op website](#)



### Algemene info

<b>LOCATIE</b>	binnen
<b>INSTALLATIE</b>	Plafond Inbouw
<b>ZAAGMAAT/OPENING (MM)</b>	rond - Ø KIT
<b>INBOUWDIEPTE (MM)</b>	80
<b>STOF EN WATERDICHTHEID</b>	IP20
<b>GEWICHT (KG)</b>	0.3
<b>RICHTBAARHEID</b>	0° tot 45° zwenkbaar, 355° roteerbaar
<b>INFO</b>	REFLECTOR FL-20° EXCL.LED POWER SUPPLY 350-500mA-DC

### Elektrische info

<b>KLASSE</b>	III
<b>DIM TYPE</b>	afhankelijk van de te kiezen externe voeding
<b>ENERGIE KLASSE</b>	D
<b>CERTIFICATES</b>	CB, ENEC

### Info lichtbron

<b>LIGHTSOURCE NAME</b>	LED
<b>LICHTBRON</b>	LED array 5,8-8,6W / CRI>90 (R9: 52) / 3000K / 787-1089lm
<b>TM-30 WAARDEN</b>	rf: 90 / Rg: 99
<b>SMDC</b>	SDCM1
<b>RISK-GROEP</b>	RG1
<b>LM80</b>	L90B10 > 50000
<b>BEAMANGLE</b>	20°
<b>LED TECHNIEK (LICHTBRON)</b>	1089lm // 8,6W // 127lm/W
<b>LED TECHNIEK (TOESTEL)</b>	888lm // 9,9W // 90lm/W

### Benodigdheden










SPY 39 TUBE or VISOR 39  
MOUNTING KIT SPY 39/52 TRIMLESS O.F.A.  
MOUNTING KIT AIR 103  
LED POWER SUPPLY 350 / 500mA-DC DIM (Remote)

## SPY 39 TRIMLESS 93020

24121 9320 PB

Voor gedetailleerde montage gegevens, consulteer de handleiding : [24121\\_XXX0\\_HAND.pdf](#)

### PLAFOND COMPATIBILITEIT

Ceiling Type	Mounting Kit	
 <b>System ceiling</b>	 15212 2030 - MOUNTING KIT SPY 39/52 TRIMLESS O.F.A.	Required
 <b>Plasterboard</b>	 15212 2030 - MOUNTING KIT SPY 39/52 TRIMLESS O.F.A.	Required
 <b>Stucanet</b>	 15212 2030 - MOUNTING KIT SPY 39/52 TRIMLESS O.F.A.	Required
 <b>Concrete + plaster</b>	 15212 2030 - MOUNTING KIT SPY 39/52 TRIMLESS O.F.A.	Required
 <b>Lintel + plaster</b>	 15212 2030 - MOUNTING KIT SPY 39/52 TRIMLESS O.F.A.	Required
 <b>Hollow-core slab + plaster</b>	 15212 2030 - MOUNTING KIT SPY 39/52 TRIMLESS O.F.A.	Required
 <b>Stretched ceiling</b>	 15212 0080 - MOUNTING KIT SPY 39/52 TRIMLESS CSC	Required
	 15212 0160 - MOUNTING KIT SPY 39/52 TRIMLESS WSC	Required
 <b>Ventilation in plasterboard</b>	 29810 0100 - MOUNTING KIT SIDE AIR ONLY 1	Required
	 29810 0030 - MOUNTING KIT SIDE AIR 103	Required
	 29810 0070 - MOUNTING KIT NO AIR 103	Required
 <b>Ventilation in concrete + plaster</b>	 29810 0070 - MOUNTING KIT NO AIR 103	Required
	 29810 0200 - MOUNTING KIT TOP AIR ONLY 1	Required
	 29810 0230 - MOUNTING KIT TOP AIR 103	Required

### VERVOLLEDIG UW SPECIFICATIE

#### LED voedingen



# armaturen geeft aan hoeveel toestellen op de voeding kunnen worden aangesloten (min -> max). De waarden vóór en na de 'l' komen respectievelijk overeen met de minimale en maximale aanstroom. Waarden tussen haakjes zijn van toepassing op 110V.

#### # armaturen

Min. stroom | Max. stroom

# DELTALIGHT

## SPY 39 TRIMLESS 93020

24121 9320 PB



**300 48 350 ED1** LED POWER CONVERTER 48V-DC to 350 mA-DC / 15W DIM1

2

Dimtype: 1-10V

Uitsparingsmaat (mm): 30



**300 48 350 ED5** LED POWER CONVERTER 48V-DC to 350 mA-DC / 15W DIM5

2

Dimtype: DALI

Uitsparingsmaat (mm): 45



**300 48 350 MDL** LED POWER CONVERTER 48V-DC to 350 mA-DC / 15W MDL

2

Dimtype: niet dimbaar

Uitsparingsmaat (mm): 30



**300 48 350 WDL** LED POWER CONVERTER 48V-DC to 350 mA-DC / 15W WDL

2

Dimtype: WDL = draadloos

Uitsparingsmaat (mm): 45



**300 48 500 ED1** LED POWER CONVERTER 48V-DC to 500 mA-DC / 22W DIM1

2

Dimtype: 1-10V

Uitsparingsmaat (mm): 30



**300 48 500 ED5** LED POWER CONVERTER 48V-DC to 500 mA-DC / 22W DIM5

2

Dimtype: DALI

Uitsparingsmaat (mm): 45



**300 48 500 MDL** LED POWER CONVERTER 48V-DC to 500 mA-DC / 22W MDL

2

Dimtype: niet dimbaar

Uitsparingsmaat (mm): 30



**300 48 500 WDL** LED POWER CONVERTER 48V-DC to 500 mA-DC / 22W WDL

2

Dimtype: WDL = draadloos

Uitsparingsmaat (mm): 45



**300 90 61** LED POWER SUPPLY MULTI-POWER DIM6

2 | 2

Dimtype: net-dimbaar (fase afsnijding) of met drukknop

Uitsparingsmaat (mm): 56



**300 90 63** LED POWER SUPPLY MULTI-POWER DIM9

4(4) | 4(4)

Dimtype: 1-10V of DALI of drukknop

Uitsparingsmaat (mm): 82

# DELTALIGHT

## SPY 39 TRIMLESS 93020

24121 9320 PB



**300 90 64** LED POWER SUPPLY MULTI-POWER DIM7

2(2) | 2(1)

**Dimtype: 1-10V of met drukknop**

**Uitsparingsmaat (mm): 72**



**300 90 67** LED POWER CONVERTER 24V-DC TO MULTI CURRENT 48W DIM9

2 | -

**Dimtype: 1-10V of DALI of drukknop**



**300 90 68** LED POWER SUPPLY MULTI-POWER DIM5

2(2) | 2(1)

**Dimtype: DALI**

**Uitsparingsmaat (mm): 72**



**300 90 69** LED POWER SUPPLY MULTI-POWER HV DIM9

2->6(6) | 6(4)

**Dimtype: 1-10V of DALI of drukknop**

**Uitsparingsmaat (mm): 84**



**300 90 124** LED POWER SUPPLY MULTI-POWER DIM7

3(2) | 2(1)

**Dimtype: 1-10V of met drukknop**

**Uitsparingsmaat (mm): 55**



**300 90 125** LED POWER SUPPLY MULTI-POWER MINI DIM5

2(2) | 2(1)

**Dimtype: DALI**

**Uitsparingsmaat (mm): 55**



**300 90 135** LED POWER SUPPLY MULTI-POWER HV

3->4 | 2->4

**Dimtype: niet dimbaar**

**Uitsparingsmaat (mm): 90**



**21012 0010** LED POWER SUPPLY MULTI POWER

2 | 2

**Dimtype: niet dimbaar**

**Uitsparingsmaat (mm): 50**

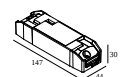


**21012 0021** LED POWER SUPPLY MULTI POWER DIM1

3 | 3

**Dimtype: 1-10V**

**Uitsparingsmaat (mm): 54**



**21012 0035** LED POWER SUPPLY MULTI POWER DIM5

3 | 3

**Dimtype: DALI**

**Uitsparingsmaat (mm): 54**

# DELTALIGHT

## SPY 39 TRIMLESS 93020

24121 9320 PB



**21012 004W** LED POWER SUPPLY MULTI-POWER WDL

4(4) | 3(3)

**Dimtype: WDL = draadloos**

**Uitsparingsmaat (mm): 84**



**21012 005W** LED POWER SUPPLY MULTI-POWER COMPACT WDL

3 | 3

**Dimtype: WDL = draadloos**

**Uitsparingsmaat (mm): 54**



**21012 0268** LED POWER SUPPLY MULTI POWER 200-350 / 15W DIM8

2->2 | 0

**Dimtype: net-dimbaar (fase afsnijding)**

**Uitsparingsmaat (mm): 50**



**21012 0278** LED POWER SUPPLY MULTI POWER 500-700 / 20W DIM8

1

**Dimtype: net-dimbaar (fase afsnijding)**

**Uitsparingsmaat (mm): 55**



**21012 0288** LED POWER SUPPLY MULTI POWER 500-700 / 36W DIM8

2->3

**Dimtype: net-dimbaar (fase afsnijding)**

**Uitsparingsmaat (mm): 55**



**21012 0298** LED POWER SUPPLY MULTI POWER 250-900 / 20W DIM8

2 | 2

**Dimtype: net-dimbaar (fase afsnijding)**

**Uitsparingsmaat (mm): 48**



**21012 0308** LED POWER SUPPLY 350mA / 7,35W DIM8

1

**Dimtype: net-dimbaar (fase afsnijding)**

**Uitsparingsmaat (mm): 40**



**21012 0318** LED POWER SUPPLY 500mA / 10W DIM8

1

**Dimtype: net-dimbaar (fase afsnijding)**

**Uitsparingsmaat (mm): 40**



**21012 0480** LED POWER SUPPLY 350mA-DC / 17W IP68

2(2)

**Dimtype: niet dimbaar**

**Uitsparingsmaat (mm): 60**



**21012 0500** LED POWER SUPPLY 500mA-DC / 24W IP68

2(1)

**Dimtype: niet dimbaar**

**Uitsparingsmaat (mm): 60**

# DELTALIGHT

## SPY 39 TRIMLESS 93020

24121 9320 PB



**21032 0295** LED POWER CONVERTER 48V-DC to 350 mA-DC / 15W DIM5

2

Dimtype: DALI

Uitsparingsmaat (mm): 30



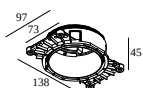
**21032 0305** LED POWER CONVERTER 48V-DC to 500 mA-DC / 22W DIM5

2

Dimtype: DALI

Uitsparingsmaat (mm): 30

### Montage kit



**15212 2030** MOUNTING KIT SPY 39/52 TRIMLESS O.F.A.

Uitsparingsmaat (mm): 105

### Montage kit spanplafond



**15212 0080** MOUNTING KIT SPY 39/52 TRIMLESS CSC



**15212 0160** MOUNTING KIT SPY 39/52 TRIMLESS WSC

### Montage kit - side air + light



**29810 0030** MOUNTING KIT SIDE AIR 103

Uitsparingsmaat (mm): 168

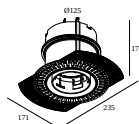
# DELTALIGHT

## SPY 39 TRIMLESS 93020

24121 9320 PB

### Montage kit - top air + light

---



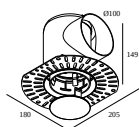
**29810 0230** MOUNTING KIT TOP AIR 103



Uitsparingsmaat (mm): 135

### Montage kit - side air only

---



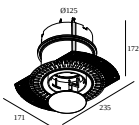
**29810 0100** MOUNTING KIT SIDE AIR ONLY 1



Uitsparingsmaat (mm): 168

### Montage kit - top air only

---



**29810 0200** MOUNTING KIT TOP AIR ONLY 1



Uitsparingsmaat (mm): 135

### Montage kit - no air

---



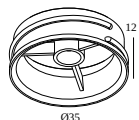
**29810 0070** MOUNTING KIT NO AIR 103



Uitsparingsmaat (mm): 168

### Licht veranderende onderdelen

---



**24144 0030 B** VISOR 39 B



# DELTALIGHT

## SPY 39 TRIMLESS 93020

24121 9320 PB

### Maak je product af

---



**24144 0010 B** SPY 39 TUBE B

**24144 0010 FBR** SPY 39 TUBE FBR

**24144 0010 FG** SPY 39 TUBE FG

**24144 0010 GC** SPY 39 TUBE GC

**24144 0010 W** SPY 39 TUBE W



**24144 0070** SPY 39 TUBE SBL

Notes: