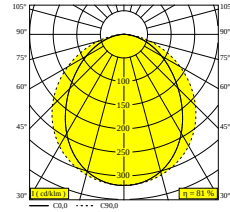
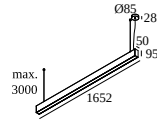




OMNILINER 50 CT P1640 SBL HE 930 DIM5

31953 9305 ANO

AVAILABLE IN
ALU ANODIZED 31953 9305 ANO
BLACK 31953 9305 B
WHITE 31953 9305 W



 [View on website](#)



General info

| | |
|---------------------------|---|
| LOCATION | indoor |
| INSTALLATION | Ceiling Suspended |
| INGRESS PROTECTION | IP20 |
| WEIGHT (KG) | 0 |
| ADJUSTABILITY | non adjustable |
| INFORMATION | INCL.DIMMABLE LED POWER SUPPLY (DALI-2 standard) INCL.48V TRACK 100W INCL.2 x CABLE SUSPENSION SINGLE AUTO. 3,0m INCL.1 x CABLE 5 x 0.75mm ² INCL.CABLE BASE |

Electrical info

| | |
|---------------------|----------------------|
| ELECTRICAL | 220-240V / 0 50-60Hz |
| CLASS | I |
| POWER SUPPLY | YES |
| DIM TYPE | DALI |
| ENERGY CLASS | D |

Lightsource info

| | |
|------------------------------------|--|
| LIGHTSOURCE NAME | LED |
| LIGHTSOURCE | LED cluster 27,8W / CRI>90 (R9: 50) / 3000K / 4560lm |
| TM-30 VALUES | Rf: 92 / Rg: 100 |
| SDCM | SDCM3 |
| RISKGROUPE | RG1 |
| LM80 | L80 > 60000 |
| LED TECHNICS (LIGHT SOURCE) | 4560lm // 27,8W // 164lm/W |
| LED TECHNICS (LUMINAIRE) | 3685lm // 32W // 115lm/W |

Requirements

SPY FOR OMNILINER TRACK

For detailed installation instructions, please consult the manual : [31953_XXX5_HAND.pdf](#)

OMNILINER 50 CT P1640 SBL HE 930 DIM5

31953 9305 ANO

FINISH YOUR SPECIFICATION

LED modules





Dimtype: DALI

| | | |
|-------------------------------|---------------------------------------|--------------------------|
| <u>31150 9305 B</u> | OML50 CT - SPY 39 FOCUS 930 DIM5 B | <input type="checkbox"/> |
| <u>31150 9305 BRA</u> | OML50 CT - SPY 39 FOCUS 930 DIM5 BRA | <input type="checkbox"/> |
| <u>31150 9305 BRAT</u> | OML50 CT - SPY 39 FOCUS 930 DIM5 BRAT | <input type="checkbox"/> |
| <u>31150 9305 BRCU</u> | OML50 CT - SPY 39 FOCUS 930 DIM5 BRCU | <input type="checkbox"/> |
| <u>31150 9305 BRG</u> | OML50 CT - SPY 39 FOCUS 930 DIM5 BRG | <input type="checkbox"/> |
| <u>31150 9305 BROB</u> | OML50 CT - SPY 39 FOCUS 930 DIM5 BROB | <input type="checkbox"/> |
| <u>31150 9305 FBR</u> | OML50 CT - SPY 39 FOCUS 930 DIM5 FBR | <input type="checkbox"/> |
| <u>31150 9305 FG</u> | OML50 CT - SPY 39 FOCUS 930 DIM5 FG | <input type="checkbox"/> |
| <u>31150 9305 GC</u> | OML50 CT - SPY 39 FOCUS 930 DIM5 GC | <input type="checkbox"/> |
| <u>31150 9305 W</u> | OML50 CT - SPY 39 FOCUS 930 DIM5 W | <input type="checkbox"/> |
| <u>31150 9405 B</u> | OML50 CT - SPY 39 FOCUS 940 DIM5 B | <input type="checkbox"/> |
| <u>31150 9405 BRA</u> | OML50 CT - SPY 39 FOCUS 940 DIM5 BRA | <input type="checkbox"/> |
| <u>31150 9405 BRAT</u> | OML50 CT - SPY 39 FOCUS 940 DIM5 BRAT | <input type="checkbox"/> |
| <u>31150 9405 BRCU</u> | OML50 CT - SPY 39 FOCUS 940 DIM5 BRCU | <input type="checkbox"/> |
| <u>31150 9405 BRG</u> | OML50 CT - SPY 39 FOCUS 940 DIM5 BRG | <input type="checkbox"/> |
| <u>31150 9405 BROB</u> | OML50 CT - SPY 39 FOCUS 940 DIM5 BROB | <input type="checkbox"/> |

DELTALIGHT

OMNILINER 50 CT P1640 SBL HE 930 DIM5

31953 9305 ANO

| | | |
|--|--------------------------------------|--------------------------|
| <u>31150 9405 FBR</u> | OML50 CT - SPY 39 FOCUS 940 DIM5 FBR | <input type="checkbox"/> |
| <u>31150 9405 FG</u> | OML50 CT - SPY 39 FOCUS 940 DIM5 FG | <input type="checkbox"/> |
| <u>31150 9405 GC</u> | OML50 CT - SPY 39 FOCUS 940 DIM5 GC | <input type="checkbox"/> |
| <u>31150 9405 W</u> | OML50 CT - SPY 39 FOCUS 940 DIM5 W | <input type="checkbox"/> |
|  <u>31151 9325 B</u> | OML50 CT - SPY 39 93020 DIM5 B | <input type="checkbox"/> |
|  Dimtype: DALI | | |
| <u>31151 9325 BRA</u> | OML50 CT - SPY 39 93020 DIM5 BRA | <input type="checkbox"/> |
| <u>31151 9325 BRAT</u> | OML50 CT - SPY 39 93020 DIM5 BRAT | <input type="checkbox"/> |
| <u>31151 9325 BRCU</u> | OML50 CT - SPY 39 93020 DIM5 BRCU | <input type="checkbox"/> |
| <u>31151 9325 BRG</u> | OML50 CT - SPY 39 93020 DIM5 BRG | <input type="checkbox"/> |
| <u>31151 9325 BROB</u> | OML50 CT - SPY 39 93020 DIM5 BROB | <input type="checkbox"/> |
| <u>31151 9325 FBR</u> | OML50 CT - SPY 39 93020 DIM5 FBR | <input type="checkbox"/> |
| <u>31151 9325 FG</u> | OML50 CT - SPY 39 93020 DIM5 FG | <input type="checkbox"/> |
| <u>31151 9325 GC</u> | OML50 CT - SPY 39 93020 DIM5 GC | <input type="checkbox"/> |
| <u>31151 9325 W</u> | OML50 CT - SPY 39 93020 DIM5 W | <input type="checkbox"/> |
| <u>31151 9335 B</u> | OML50 CT - SPY 39 93040 DIM5 B | <input type="checkbox"/> |
| <u>31151 9335 BRA</u> | OML50 CT - SPY 39 93040 DIM5 BRA | <input type="checkbox"/> |
| <u>31151 9335 BRAT</u> | OML50 CT - SPY 39 93040 DIM5 BRAT | <input type="checkbox"/> |
| <u>31151 9335 BRCU</u> | OML50 CT - SPY 39 93040 DIM5 BRCU | <input type="checkbox"/> |

DELTALIGHT

OMNILINER 50 CT P1640 SBL HE 930 DIM5

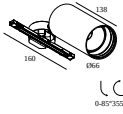
31953 9305 ANO

| | | |
|-------------------------------|-----------------------------------|--------------------------|
| <u>31151 9335 BRG</u> | OML50 CT - SPY 39 93040 DIM5 BRG | <input type="checkbox"/> |
| <u>31151 9335 BROB</u> | OML50 CT - SPY 39 93040 DIM5 BROB | <input type="checkbox"/> |
| <u>31151 9335 FBR</u> | OML50 CT - SPY 39 93040 DIM5 FBR | <input type="checkbox"/> |
| <u>31151 9335 FG</u> | OML50 CT - SPY 39 93040 DIM5 FG | <input type="checkbox"/> |
| <u>31151 9335 GC</u> | OML50 CT - SPY 39 93040 DIM5 GC | <input type="checkbox"/> |
| <u>31151 9335 W</u> | OML50 CT - SPY 39 93040 DIM5 W | <input type="checkbox"/> |
| <u>31151 9425 B</u> | OML50 CT - SPY 39 94020 DIM5 B | <input type="checkbox"/> |
| <u>31151 9425 BRA</u> | OML50 CT - SPY 39 94020 DIM5 BRA | <input type="checkbox"/> |
| <u>31151 9425 BRAT</u> | OML50 CT - SPY 39 94020 DIM5 BRAT | <input type="checkbox"/> |
| <u>31151 9425 BRCU</u> | OML50 CT - SPY 39 94020 DIM5 BRCU | <input type="checkbox"/> |
| <u>31151 9425 BRG</u> | OML50 CT - SPY 39 94020 DIM5 BRG | <input type="checkbox"/> |
| <u>31151 9425 BROB</u> | OML50 CT - SPY 39 94020 DIM5 BROB | <input type="checkbox"/> |
| <u>31151 9425 FBR</u> | OML50 CT - SPY 39 94020 DIM5 FBR | <input type="checkbox"/> |
| <u>31151 9425 FG</u> | OML50 CT - SPY 39 94020 DIM5 FG | <input type="checkbox"/> |
| <u>31151 9425 GC</u> | OML50 CT - SPY 39 94020 DIM5 GC | <input type="checkbox"/> |
| <u>31151 9425 W</u> | OML50 CT - SPY 39 94020 DIM5 W | <input type="checkbox"/> |
| <u>31151 9435 B</u> | OML50 CT - SPY 39 94040 DIM5 B | <input type="checkbox"/> |
| <u>31151 9435 BRA</u> | OML50 CT - SPY 39 94040 DIM5 BRA | <input type="checkbox"/> |
| <u>31151 9435 BRAT</u> | OML50 CT - SPY 39 94040 DIM5 BRAT | <input type="checkbox"/> |

DELTALIGHT

OMNILINER 50 CT P1640 SBL HE 930 DIM5

31953 9305 ANO

| | | |
|---|---|--------------------------|
| <u>31151 9435 BRCU</u> | OML50 CT - SPY 39 94040 DIM5 BRCU | <input type="checkbox"/> |
| <u>31151 9435 BRG</u> | OML50 CT - SPY 39 94040 DIM5 BRG | <input type="checkbox"/> |
| <u>31151 9435 BROB</u> | OML50 CT - SPY 39 94040 DIM5 BROB | <input type="checkbox"/> |
| <u>31151 9435 FBR</u> | OML50 CT - SPY 39 94040 DIM5 FBR | <input type="checkbox"/> |
| <u>31151 9435 FG</u> | OML50 CT - SPY 39 94040 DIM5 FG | <input type="checkbox"/> |
| <u>31151 9435 GC</u> | OML50 CT - SPY 39 94040 DIM5 GC | <input type="checkbox"/> |
| <u>31151 9435 W</u> | OML50 CT - SPY 39 94040 DIM5 W | <input type="checkbox"/> |
|  | <u>31152 9315 B</u> OML50 CT - SPY 66 93018 DIM5 B | <input type="checkbox"/> |
| <u>31152 9315 W</u> | OML50 CT - SPY 66 93018 DIM5 W | <input type="checkbox"/> |
| <u>31152 9325 B</u> | OML50 CT - SPY 66 93030 DIM5 B | <input type="checkbox"/> |
| <u>31152 9325 W</u> | OML50 CT - SPY 66 93030 DIM5 W | <input type="checkbox"/> |
| <u>31152 9335 B</u> | OML50 CT - SPY 66 93045 DIM5 B | <input type="checkbox"/> |
| <u>31152 9335 W</u> | OML50 CT - SPY 66 93045 DIM5 W | <input type="checkbox"/> |
| <u>31152 9415 B</u> | OML50 CT - SPY 66 94018 DIM5 B | <input type="checkbox"/> |
| <u>31152 9415 W</u> | OML50 CT - SPY 66 94018 DIM5 W | <input type="checkbox"/> |
| <u>31152 9425 B</u> | OML50 CT - SPY 66 94030 DIM5 B | <input type="checkbox"/> |
| <u>31152 9425 W</u> | OML50 CT - SPY 66 94030 DIM5 W | <input type="checkbox"/> |
| <u>31152 9435 B</u> | OML50 CT - SPY 66 94045 DIM5 B | <input type="checkbox"/> |

DELTALIGHT

OMNILINER 50 CT P1640 SBL HE 930 DIM5

31953 9305 ANO

31152 9435 W OML50 CT - SPY 66 94045 DIM5 W



Notes: