



SUPERLOOP-SPY 52 93020 MDL

20567 9320 FG

DISPONIBILE IN

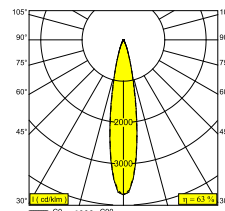
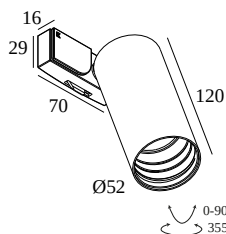
NERO 20567 9320 B

FLEMISH BRONZE 20567 9320 FBR

FLEMISH GOLD 20567 9320 FG

ORO COLORATO 20567 9320 GC

BIANCO 20567 9320 W



Visualizza sul sito web



Informazioni generali

AMBIENTE	indoor
IP	Sistemi a bassa tensione Montato su apparecchio di sistema
PROTEZIONE DELL'INGRESSO	IP20
PESO (KG)	0.4
ORIENTABILITÀ	0° to 90° girevole, 355° rotazione
INFORMAZIONI	REFLECTOR FL-20° INCL.CLIP 48V ADAPTER EXCL.LED POWER SUPPLY 48V-DC Optional REFLECTORS 30° & 45° available

Informazioni elettriche

ELETTRICO	48V-DC
CLASSE DI ISOLAMENTO	III
TIPO DI DIMMERAZIONE	MDL = 1-10 V o DALI o con pulsante na
CLASSE ENERGETICA	D
CERTIFICATI	CB, ENEC

Informazioni sulla Sorgente luminosa

LIGHTSOURCE NAME	LED
SORGENTE LUMINOSA	LED array 8,6W / CRI>90 (R9: 52) / 3000K / 1089lm
TM-30	rf: 90 / Rg: 99
SDMC	SDCM1
GRUPPO DI RISCHIO	RG1
LM80	L90B10 > 50000
BEAMANGLE	20°
SPECIFICHE TECNICHE (SORGENTE LUMINOSA)	1089lm // 8,6W // 127lm/W
SPECIFICHE TECNICHE (APPARECCHIO DI ILLUMINAZIONE)	682lm // 9,9W // 69lm/W

Requisiti

SPY 52 TUBE

LED POWER SUPPLY 48V-DC

Opzioni

DIMMABLE MODULATOR

Accessori

HONEYCOMB 42

SPREAD LENS 42

LINEAR SPREAD LENS 42

SOFTENING LENS 42

SUPERLOOP-SPY 52 93020 MDL

20567 9320 FG


GLASS SBL 42

Per istruzioni di installazione dettagliate, consultare il manuale : [20567_XXX0_HAND.pdf](#)

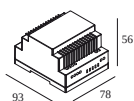
CONCLUDI CONFIGURAZIONE

SMART 48

apparecchi

 # apparecchi indica quanti dispositivi possono essere collegati (min -> max) all'alimentatore. I valori prima e dopo il '|' corrispondono rispettivamente alla corrente di pilotaggio minima e massima. I valori tra parentesi si applicano a 110V.

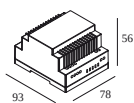
Corrente min. | Corrente max.



300 90 011 SMART 48 MODULATOR DIM9

19

Tipo di regolazione: 1-10 V o DALI o con pulsante na




300 90 012 SMART 48 MODULATOR WD

19

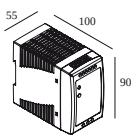
Tipo di regolazione: WDL = dimmerabile senza fili

Alimentatore per led

apparecchi

 # apparecchi indica quanti dispositivi possono essere collegati (min -> max) all'alimentatore. I valori prima e dopo il '|' corrispondono rispettivamente alla corrente di pilotaggio minima e massima. I valori tra parentesi si applicano a 110V.

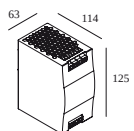
Corrente min. | Corrente max.



300 89 48 100 LED POWER SUPPLY 48V-DC / 100W DIN

10

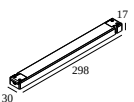
Tipo di regolazione: non dimmerabile



300 89 48 240 LED POWER SUPPLY 48V-DC / 240W DIN

24

Tipo di regolazione: non dimmerabile



21012 0230 LED POWER SUPPLY 48V-DC / 100W

10

Tipo di regolazione: non dimmerabile

Dimensione del foro (mm): 40

DELTALIGHT

SUPERLOOP-SPY 52 93020 MDL

20567 9320 FG



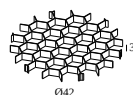
21012 0240 LED POWER SUPPLY 48V-DC / 200W

20

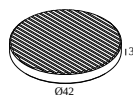
Tipo di regolazione: non dimmerabile

Dimensione del foro (mm): 40

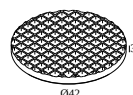
Accessori ottici



19810 0010 B HONEYCOMB 42 SINGLE USE B



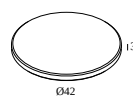
19810 0020 LINEAR SPREAD LENS 42



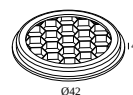
19810 0030 SPREAD LENS 42



19810 0040 SOFTENING LENS 42

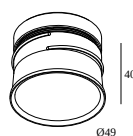


19810 0050 GLASS SBL 42



19810 0060 B HONEYCOMB 42 DOUBLE USE B

Finisci il tuo prodotto



19810 0100 B SPY 52 TUBE B

19810 0100 FBR SPY 52 TUBE FBR

DELTALIGHT

SUPERLOOP-SPY 52 93020 MDL

20567 9320 FG

19810 0100 FG SPY 52 TUBE FG

19810 0100 GC SPY 52 TUBE GC

19810 0100 W SPY 52 TUBE W

Riflettore/lente sostituibile



19810 0180 SPY 52 REFLECTOR 20°



19810 0190 SPY 52 REFLECTOR 45°

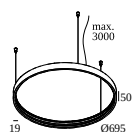


19810 0240 SPY 52 REFLECTOR 30°

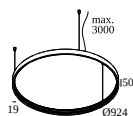
CONFIGURAZIONI COMPATIBILI

SUPERLOOP HC MDL

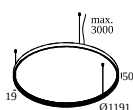
Colori disponibili



418 481 07 SUPERLOOP HC 70 MDL



418 481 09 SUPERLOOP HC 90 MDL



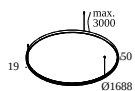
418 481 12 SUPERLOOP HC 120 MDL



DELTALIGHT

SUPERLOOP-SPY 52 93020 MDL

20567 9320 FG

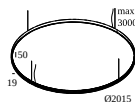


418 481 17 SUPERLOOP HC 170 MDL

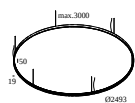


SUPERLOOP HC MDL XL

Colori disponibili



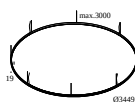
20555 0000 SUPERLOOP HC 200 MDL



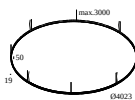
20556 0000 SUPERLOOP HC 250 MDL



20557 0000 SUPERLOOP HC 300 MDL



20558 0000 SUPERLOOP HC 350 MDL



20559 0000 SUPERLOOP HC 400 MDL

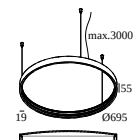


20560 0000 SUPERLOOP HC 500 MDL

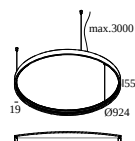


SUPERLOOP PLUS MDL

Colori disponibili



20564 0000 SUPERLOOP PLUS HC 70 MDL



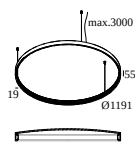
20565 0000 SUPERLOOP PLUS HC 90 MDL



DELTALIGHT

SUPERLOOP-SPY 52 93020 MDL

20567 9320 FG

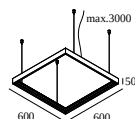


20566 0000 SUPERLOOP PLUS HC 120 MDL

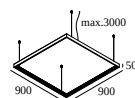


SUPERLOOP S HC MDL

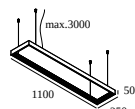
Colori disponibili



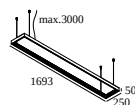
418 482 106 SUPERLOOP S HC 106 MDL



418 482 109 SUPERLOOP S HC 109 MDL



418 482 211 SUPERLOOP S HC 211 MDL



418 482 217 SUPERLOOP S HC 217 MDL



Notes: