



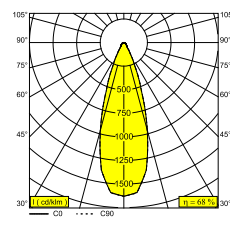
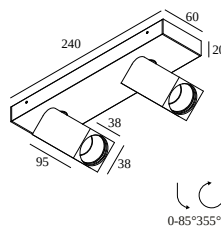
OCTAV 39 ON 2 93040 DIM8

29019 9338 B-B

BESCHIKBAAR IN

ZWART-ZWART 29019 9338 B-B

WIT-WIT 29019 9338 W-W



[Bekijk op website](#)



Algemene info

| | |
|-------------------------------|--|
| LOCATIE | binnen |
| INSTALLATIE | Plafond Opbouw |
| STOF EN WATERDICHTHEID | IP20 |
| GEWICHT (KG) | 0.8 |
| RICHTBAARHEID | 0° tot 85° zwenkbaar, 355° roteerbaar |
| INFO | REFLECTOR WFL-40° INCL.DIMMABLE LED POWER SUPPLY 350/500mA-DC Current selection via jumper on power supply |

Elektrische info

| | |
|---------------------------|-------------------------------|
| ELEKTRISCH | 220-240V / 50-60Hz |
| KLASSE | I |
| VOEDING INBEGREPEN | YES |
| DIM TYPE | net-dimbaar (fase afsnijding) |
| ENERGIE KLASSE | E |
| CERTIFICATES | CB, ENEC, RCM |

Info lichtbron

| | |
|---------------------------------|---|
| LIGHTSOURCE NAME | LED |
| LICHTBRON | 2 x (LED array 8,6W / CRI>90 (R9: 52) / 3000K / 1089lm) |
| TM-30 WAARDEN | rf: 90 / Rg: 99 |
| SMDC | SDCM1 |
| RISK-GROEP | RG1 |
| LM80 | L90B10 > 50000 |
| BEAMANGLE | 40° |
| LED TECHNIEK (LICHTBRON) | 2178lm // 17,2W // 127lm/W |
| LED TECHNIEK (TOESTEL) | 1475lm // 19,8W // 75lm/W |

Benodigdheden

SPY 39 LTUBE

Voor gedetailleerde montage gegevens, consulteer de handleiding : [29019_XXX8_HAND.pdf](#)

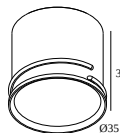
DELTALIGHT

OCTAV 39 ON 2 93040 DIM8

29019 9338 B-B

VERVOLLEDIG UW SPECIFICATIE

Maak je product af



24144 0020 B SPY 39 L TUBE B

24144 0020 FBR SPY 39 L TUBE FBR

24144 0020 FG SPY 39 L TUBE FG

24144 0020 GC SPY 39 L TUBE GC

24144 0020 W SPY 39 L TUBE W

Notes: