

SPY 39 TRIMLESS SOFT 93040

24180 9030 W

BESCHIKBAAR IN

ZWART 24180 9030 B

ALU GEBORSTELD 24180 9030 BRA

GEBORSTELD ANTRACIET 24180 9030 BRAT

GEBORSTELD KOPER 24180 9030 BRCU

GEBORSTELD GOUD 24180 9030 BRG

GEBORSTELD OUD BRONS 24180 9030 BROB

FLEMISH BRONZE 24180 9030 FBR

FLEMISH GOLD 24180 9030 FG

GOUD KLEUR 24180 9030 GC

PIANO ZWART 24180 9030 PB

WIT 24180 9030 W



[Bekijk op website](#)



Algemene info

LOCATIE	binnen
INSTALLATIE	Plafond Inbouw
ZAAGMAAT/OPENING (MM)	rond - Ø KIT
INBOUWDIEPTE (MM)	80
STOF EN WATERDICHTHEID	IP20
GEWICHT (KG)	0.3
RICHTBAARHEID	0° tot 45° zwenkbaar, 355° roteerbaar
INFO	REFLECTOR WFL-40° EXCL.DIMMABLE LED POWER SUPPLY 350mA-DC

Elektrische info

KLASSE	III
DIM TYPE	afhankelijk van de te kiezen externe voeding
ENERGIE KLASSE	F
CERTIFICATES	CB, ENEC

Info lichtbron

LIGHTSOURCE NAME	LED
LICHTBRON	LED array 6W / CRI>90 (R9: 50) / 3000K-1800K / 623lm
TM-30 WAARDEN	rf: 90 / Rg: 99
SMDC	SDCM2
RISK-GROEP	RG1
LM80	L90B10 > 50000
BEAMANGLE	40°
LED TECHNIEK (LICHTBRON)	623lm // 6W // 105lm/W
LED TECHNIEK (TOESTEL)	505lm // 6,9W // 73lm/W

Benodigdheden

SPY 39 TUBE

MOUNTING KIT SPY 39/52 TRIMLESS O.F.A.

MOUNTING KIT AIR 103

LED POWER SUPPLY 350mA-DC DIM (Remote)



DELTALIGHT

SPY 39 TRIMLESS SOFT 93040

24180 9030 W

Voor gedetailleerde montage gegevens, consulteer de handleiding : [24180_XXX0_HAND.pdf](#)

PLAFOND COMPATIBILITEIT

Ceiling Type	Mounting Kit	
 System ceiling	 15212 2030 - MOUNTING KIT SPY 39/52 TRIMLESS O.F.A.	Required
 Plasterboard	 15212 2030 - MOUNTING KIT SPY 39/52 TRIMLESS O.F.A.	Required
 Stucanet	 15212 2030 - MOUNTING KIT SPY 39/52 TRIMLESS O.F.A.	Required
 Concrete + plaster	 15212 2030 - MOUNTING KIT SPY 39/52 TRIMLESS O.F.A.	Required
 Lintel + plaster	 15212 2030 - MOUNTING KIT SPY 39/52 TRIMLESS O.F.A.	Required
 Hollow-core slab + plaster	 15212 2030 - MOUNTING KIT SPY 39/52 TRIMLESS O.F.A.	Required
 Stretched ceiling	 15212 0080 - MOUNTING KIT SPY 39/52 TRIMLESS CSC	Required
	 15212 0160 - MOUNTING KIT SPY 39/52 TRIMLESS WSC	Required
 Ventilation in plasterboard	 29810 0100 - MOUNTING KIT SIDE AIR ONLY 1	Required
	 29810 0030 - MOUNTING KIT SIDE AIR 103	Required
	 29810 0070 - MOUNTING KIT NO AIR 103	Required
 Ventilation in concrete + plaster	 29810 0070 - MOUNTING KIT NO AIR 103	Required
	 29810 0230 - MOUNTING KIT TOP AIR 103	Required
	 29810 0200 - MOUNTING KIT TOP AIR ONLY 1	Required

VERVOLLEDIG UW SPECIFICATIE

Noodunits



21032 0270 B EMERGENCY UNIT 7W / 1h + LED INDICATOR HOLDER B

Uitsparingsmaat (mm): 27



DELTALIGHT

SPY 39 TRIMLESS SOFT 93040

24180 9030 W

21032 0270 W EMERGENCY UNIT 7W / 1h + LED INDICATOR HOLDER W



LED voedingen

armaturen



armaturen geeft aan hoeveel toestellen op de voeding kunnen worden aangesloten (min -> max). De waarden vóór en na de 'l' komen respectievelijk overeen met de minimale en maximale aanstroom. Waarden tussen haakjes zijn van toepassing op 110V.

Min. stroom | Max. stroom



300 48 350 ED1 LED POWER CONVERTER 48V-DC to 350 mA-DC / 15W DIM1

2

Dimtype: 1-10V

Uitsparingsmaat (mm): 30



300 48 350 ED5 LED POWER CONVERTER 48V-DC to 350 mA-DC / 15W DIM5

2

Dimtype: DALI

Uitsparingsmaat (mm): 45



300 48 350 MDL LED POWER CONVERTER 48V-DC to 350 mA-DC / 15W MDL

2

Dimtype: niet dimbaar

Uitsparingsmaat (mm): 30

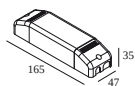


300 48 350 WDL LED POWER CONVERTER 48V-DC to 350 mA-DC / 15W WDL

2

Dimtype: WDL = draadloos

Uitsparingsmaat (mm): 45

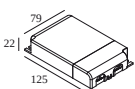


300 90 61 LED POWER SUPPLY MULTI-POWER DIM6

2

Dimtype: net-dimbaar (fase afsnijding) of met drukknop

Uitsparingsmaat (mm): 56

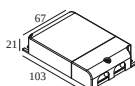


300 90 63 LED POWER SUPPLY MULTI-POWER DIM9

4(4)

Dimtype: 1-10V of DALI of drukknop

Uitsparingsmaat (mm): 82

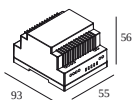


300 90 64 LED POWER SUPPLY MULTI-POWER DIM7

3(2)

Dimtype: 1-10V of met drukknop

Uitsparingsmaat (mm): 72



300 90 67 LED POWER CONVERTER 24V-DC TO MULTI CURRENT 48W DIM9

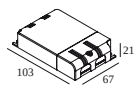
2

Dimtype: 1-10V of DALI of drukknop

DELTALIGHT

SPY 39 TRIMLESS SOFT 93040

24180 9030 W

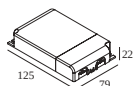


300 90 68 LED POWER SUPPLY MULTI-POWER DIM5

2(2)

Dimtype: DALI

Uitsparingsmaat (mm): 72

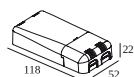


300 90 69 LED POWER SUPPLY MULTI-POWER HV DIM9

2->6(6)

Dimtype: 1-10V of DALI of drukknop

Uitsparingsmaat (mm): 84

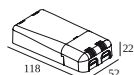


300 90 124 LED POWER SUPPLY MULTI-POWER DIM7

2(2)

Dimtype: 1-10V of met drukknop

Uitsparingsmaat (mm): 55

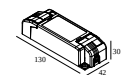


300 90 125 LED POWER SUPPLY MULTI-POWER MINI DIM5

2(2)

Dimtype: DALI

Uitsparingsmaat (mm): 55

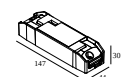


21012 0021 LED POWER SUPPLY MULTI POWER DIM1

3

Dimtype: 1-10V

Uitsparingsmaat (mm): 54

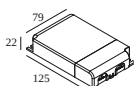


21012 0035 LED POWER SUPPLY MULTI POWER DIM5

3

Dimtype: DALI

Uitsparingsmaat (mm): 54

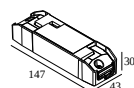


21012 004W LED POWER SUPPLY MULTI-POWER WDL

4(4)

Dimtype: WDL = draadloos

Uitsparingsmaat (mm): 84

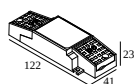


21012 005W LED POWER SUPPLY MULTI-POWER COMPACT WDL

3

Dimtype: WDL = draadloos

Uitsparingsmaat (mm): 54

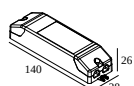


21012 0268 LED POWER SUPPLY MULTI POWER 200-350 / 15W DIM8

2->2

Dimtype: net-dimbaar (fase afsnijding)

Uitsparingsmaat (mm): 50



21012 0298 LED POWER SUPPLY MULTI POWER 250-900 / 20W DIM8

2

Dimtype: net-dimbaar (fase afsnijding)

Uitsparingsmaat (mm): 48

DELTALIGHT

SPY 39 TRIMLESS SOFT 93040

24180 9030 W



21012 0308 LED POWER SUPPLY 350mA / 7,35W DIM8

1

Dimtype: net-dimbaar (fase afsnijding)

Uitsparingsmaat (mm): 40



21032 0295 LED POWER CONVERTER 48V-DC to 350 mA-DC / 15W DIM5

2

Dimtype: DALI

Uitsparingsmaat (mm): 30

Montage kit



15212 2030 MOUNTING KIT SPY 39/52 TRIMLESS O.F.A.

Uitsparingsmaat (mm): 105

Montage kit spanplafond

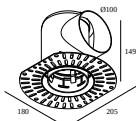


15212 0080 MOUNTING KIT SPY 39/52 TRIMLESS CSC



15212 0160 MOUNTING KIT SPY 39/52 TRIMLESS WSC

Montage kit - side air + light



29810 0030 MOUNTING KIT SIDE AIR 103

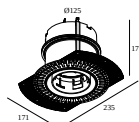
Uitsparingsmaat (mm): 168

DELTALIGHT

SPY 39 TRIMLESS SOFT 93040

24180 9030 W

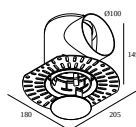
Montage kit - top air + light



29810 0230 MOUNTING KIT TOP AIR 103

Uitsparingsmaat (mm): 135

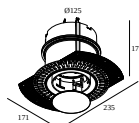
Montage kit - side air only



29810 0100 MOUNTING KIT SIDE AIR ONLY 1

Uitsparingsmaat (mm): 168

Montage kit - top air only



29810 0200 MOUNTING KIT TOP AIR ONLY 1

Uitsparingsmaat (mm): 135

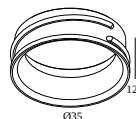
Montage kit - no air



29810 0070 MOUNTING KIT NO AIR 103

Uitsparingsmaat (mm): 168

Maak je product af



24144 0010 B SPY 39 TUBE B

24144 0010 FBR SPY 39 TUBE FBR

24144 0010 FG SPY 39 TUBE FG

DELTALIGHT

SPY 39 TRIMLESS SOFT 93040

24180 9030 W

24144 0010 GC SPY 39 TUBE GC

24144 0010 W SPY 39 TUBE W



24144 0070 SPY 39 TUBE SBL

Notes: