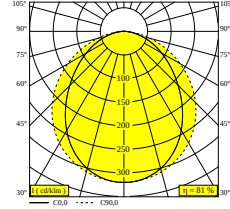
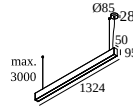




OMNILINER 50 CT P1312 SBL HE 930 DIM5

31951 9305 ANO

ERHÄLTlich IN
ALU ELOXIERT 31951 9305 ANO
SCHWARZ 31951 9305 B
WEISS 31951 9305 W



 [Auf der Website anzeigen](#)



Allgemeine Information

ANWENDUNGSBEREICH	innenbereich
INSTALLATION	Decke Pendel
SCHUTZ GEGEN EINDRINGEN	IP20
GEWICHT (KG)	0
VERSTELLBARKEIT	nicht verstellbar
INFORMATION	INCL.DIMMABLE LED POWER SUPPLY (DALI-2 standard) INCL.48V TRACK 100W INCL.2 x CABLE SUSPENSION SINGLE AUTO. 3,0m INCL.1 x CABLE 5 x 0.75mm ² INCL.CABLE BASE

Elektrische Informationen

ELEKTRISCH	220-240V / 0 50-60Hz
KLASSE	I
NETZGERÄT	YES
ART DER DIMMUNG	DALI
ENERGIEKLASSE	D

Lichtquelle Info

LIGHTSOURCE NAME	LED
LICHTQUELLE	LED cluster 22,3W / CRI>90 (R9: 50) / 3000K / 3648lm
TM-30	Rf: 92 / Rg: 100
SDCM	SDCM3
RISIKOGRUPPE	RG1
LM80	L80 > 60000
LED -TECHNIK (LICHTQUELLE)	3648lm // 22,3W // 164lm/W
LED -TECHNIK (LEUCHTE)	2948lm // 25,6W // 115lm/W

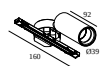
Erforderliches Zubehör

SPY FOR OMNILINER TRACK

Detaillierte Installationsanweisungen finden Sie in der Montageanleitung : [31951_XXX5_HAND.pdf](#)

SPEZIFIKATION FERTIGSTELLEN

LED Module





Dimmtyp: DALI

<u>31150 9305 B</u>	OML50 CT - SPY 39 FOCUS 930 DIM5 B	<input type="checkbox"/>
<u>31150 9305 BRA</u>	OML50 CT - SPY 39 FOCUS 930 DIM5 BRA	<input type="checkbox"/>
<u>31150 9305 BRAT</u>	OML50 CT - SPY 39 FOCUS 930 DIM5 BRAT	<input type="checkbox"/>
<u>31150 9305 BRCU</u>	OML50 CT - SPY 39 FOCUS 930 DIM5 BRCU	<input type="checkbox"/>
<u>31150 9305 BRG</u>	OML50 CT - SPY 39 FOCUS 930 DIM5 BRG	<input type="checkbox"/>
<u>31150 9305 BROB</u>	OML50 CT - SPY 39 FOCUS 930 DIM5 BROB	<input type="checkbox"/>
<u>31150 9305 FBR</u>	OML50 CT - SPY 39 FOCUS 930 DIM5 FBR	<input type="checkbox"/>
<u>31150 9305 FG</u>	OML50 CT - SPY 39 FOCUS 930 DIM5 FG	<input type="checkbox"/>
<u>31150 9305 GC</u>	OML50 CT - SPY 39 FOCUS 930 DIM5 GC	<input type="checkbox"/>
<u>31150 9305 W</u>	OML50 CT - SPY 39 FOCUS 930 DIM5 W	<input type="checkbox"/>
<u>31150 9405 B</u>	OML50 CT - SPY 39 FOCUS 940 DIM5 B	<input type="checkbox"/>
<u>31150 9405 BRA</u>	OML50 CT - SPY 39 FOCUS 940 DIM5 BRA	<input type="checkbox"/>
<u>31150 9405 BRAT</u>	OML50 CT - SPY 39 FOCUS 940 DIM5 BRAT	<input type="checkbox"/>
<u>31150 9405 BRCU</u>	OML50 CT - SPY 39 FOCUS 940 DIM5 BRCU	<input type="checkbox"/>
<u>31150 9405 BRG</u>	OML50 CT - SPY 39 FOCUS 940 DIM5 BRG	<input type="checkbox"/>
<u>31150 9405 BROB</u>	OML50 CT - SPY 39 FOCUS 940 DIM5 BROB	<input type="checkbox"/>

DELTALIGHT

OMNILINER 50 CT P1312 SBL HE 930 DIM5

31951 9305 ANO

<u>31150 9405 FBR</u>	OML50 CT - SPY 39 FOCUS 940 DIM5 FBR	<input type="checkbox"/>
<u>31150 9405 FG</u>	OML50 CT - SPY 39 FOCUS 940 DIM5 FG	<input type="checkbox"/>
<u>31150 9405 GC</u>	OML50 CT - SPY 39 FOCUS 940 DIM5 GC	<input type="checkbox"/>
<u>31150 9405 W</u>	OML50 CT - SPY 39 FOCUS 940 DIM5 W	<input type="checkbox"/>
 <u>31151 9325 B</u>	OML50 CT - SPY 39 93020 DIM5 B	<input type="checkbox"/>
 Dimmtyp: DALI		
<u>31151 9325 BRA</u>	OML50 CT - SPY 39 93020 DIM5 BRA	<input type="checkbox"/>
<u>31151 9325 BRAT</u>	OML50 CT - SPY 39 93020 DIM5 BRAT	<input type="checkbox"/>
<u>31151 9325 BRCU</u>	OML50 CT - SPY 39 93020 DIM5 BRCU	<input type="checkbox"/>
<u>31151 9325 BRG</u>	OML50 CT - SPY 39 93020 DIM5 BRG	<input type="checkbox"/>
<u>31151 9325 BROB</u>	OML50 CT - SPY 39 93020 DIM5 BROB	<input type="checkbox"/>
<u>31151 9325 FBR</u>	OML50 CT - SPY 39 93020 DIM5 FBR	<input type="checkbox"/>
<u>31151 9325 FG</u>	OML50 CT - SPY 39 93020 DIM5 FG	<input type="checkbox"/>
<u>31151 9325 GC</u>	OML50 CT - SPY 39 93020 DIM5 GC	<input type="checkbox"/>
<u>31151 9325 W</u>	OML50 CT - SPY 39 93020 DIM5 W	<input type="checkbox"/>
<u>31151 9335 B</u>	OML50 CT - SPY 39 93040 DIM5 B	<input type="checkbox"/>
<u>31151 9335 BRA</u>	OML50 CT - SPY 39 93040 DIM5 BRA	<input type="checkbox"/>
<u>31151 9335 BRAT</u>	OML50 CT - SPY 39 93040 DIM5 BRAT	<input type="checkbox"/>
<u>31151 9335 BRCU</u>	OML50 CT - SPY 39 93040 DIM5 BRCU	<input type="checkbox"/>

DELTALIGHT

OMNILINER 50 CT P1312 SBL HE 930 DIM5

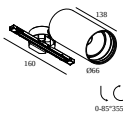
31951 9305 ANO

<u>31151 9335 BRG</u>	OML50 CT - SPY 39 93040 DIM5 BRG	<input type="checkbox"/>
<u>31151 9335 BROB</u>	OML50 CT - SPY 39 93040 DIM5 BROB	<input type="checkbox"/>
<u>31151 9335 FBR</u>	OML50 CT - SPY 39 93040 DIM5 FBR	<input type="checkbox"/>
<u>31151 9335 FG</u>	OML50 CT - SPY 39 93040 DIM5 FG	<input type="checkbox"/>
<u>31151 9335 GC</u>	OML50 CT - SPY 39 93040 DIM5 GC	<input type="checkbox"/>
<u>31151 9335 W</u>	OML50 CT - SPY 39 93040 DIM5 W	<input type="checkbox"/>
<u>31151 9425 B</u>	OML50 CT - SPY 39 94020 DIM5 B	<input type="checkbox"/>
<u>31151 9425 BRA</u>	OML50 CT - SPY 39 94020 DIM5 BRA	<input type="checkbox"/>
<u>31151 9425 BRAT</u>	OML50 CT - SPY 39 94020 DIM5 BRAT	<input type="checkbox"/>
<u>31151 9425 BRCU</u>	OML50 CT - SPY 39 94020 DIM5 BRCU	<input type="checkbox"/>
<u>31151 9425 BRG</u>	OML50 CT - SPY 39 94020 DIM5 BRG	<input type="checkbox"/>
<u>31151 9425 BROB</u>	OML50 CT - SPY 39 94020 DIM5 BROB	<input type="checkbox"/>
<u>31151 9425 FBR</u>	OML50 CT - SPY 39 94020 DIM5 FBR	<input type="checkbox"/>
<u>31151 9425 FG</u>	OML50 CT - SPY 39 94020 DIM5 FG	<input type="checkbox"/>
<u>31151 9425 GC</u>	OML50 CT - SPY 39 94020 DIM5 GC	<input type="checkbox"/>
<u>31151 9425 W</u>	OML50 CT - SPY 39 94020 DIM5 W	<input type="checkbox"/>
<u>31151 9435 B</u>	OML50 CT - SPY 39 94040 DIM5 B	<input type="checkbox"/>
<u>31151 9435 BRA</u>	OML50 CT - SPY 39 94040 DIM5 BRA	<input type="checkbox"/>
<u>31151 9435 BRAT</u>	OML50 CT - SPY 39 94040 DIM5 BRAT	<input type="checkbox"/>

DELTALIGHT

OMNILINER 50 CT P1312 SBL HE 930 DIM5

31951 9305 ANO

<u>31151 9435 BRCU</u>	OML50 CT - SPY 39 94040 DIM5 BRCU	<input type="checkbox"/>
<u>31151 9435 BRG</u>	OML50 CT - SPY 39 94040 DIM5 BRG	<input type="checkbox"/>
<u>31151 9435 BROB</u>	OML50 CT - SPY 39 94040 DIM5 BROB	<input type="checkbox"/>
<u>31151 9435 FBR</u>	OML50 CT - SPY 39 94040 DIM5 FBR	<input type="checkbox"/>
<u>31151 9435 FG</u>	OML50 CT - SPY 39 94040 DIM5 FG	<input type="checkbox"/>
<u>31151 9435 GC</u>	OML50 CT - SPY 39 94040 DIM5 GC	<input type="checkbox"/>
<u>31151 9435 W</u>	OML50 CT - SPY 39 94040 DIM5 W	<input type="checkbox"/>
	<u>31152 9315 B</u> OML50 CT - SPY 66 93018 DIM5 B Dimmtyp: DALI	<input type="checkbox"/>
<u>31152 9315 W</u>	OML50 CT - SPY 66 93018 DIM5 W	<input type="checkbox"/>
<u>31152 9325 B</u>	OML50 CT - SPY 66 93030 DIM5 B	<input type="checkbox"/>
<u>31152 9325 W</u>	OML50 CT - SPY 66 93030 DIM5 W	<input type="checkbox"/>
<u>31152 9335 B</u>	OML50 CT - SPY 66 93045 DIM5 B	<input type="checkbox"/>
<u>31152 9335 W</u>	OML50 CT - SPY 66 93045 DIM5 W	<input type="checkbox"/>
<u>31152 9415 B</u>	OML50 CT - SPY 66 94018 DIM5 B	<input type="checkbox"/>
<u>31152 9415 W</u>	OML50 CT - SPY 66 94018 DIM5 W	<input type="checkbox"/>
<u>31152 9425 B</u>	OML50 CT - SPY 66 94030 DIM5 B	<input type="checkbox"/>
<u>31152 9425 W</u>	OML50 CT - SPY 66 94030 DIM5 W	<input type="checkbox"/>
<u>31152 9435 B</u>	OML50 CT - SPY 66 94045 DIM5 B	<input type="checkbox"/>

DELTALIGHT

OMNILINER 50 CT P1312 SBL HE 930 DIM5

31951 9305 ANO

31152 9435 W OML50 CT - SPY 66 94045 DIM5 W



Notes: