



Image may differ from the actual product
Consult drawing for correct size and structure

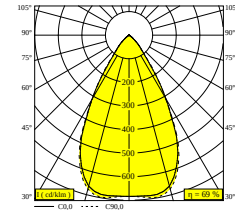
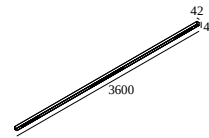
INFORM 40 SQ 360 PDS DOWN 93063 DIM5

30720 9335 B-B

DISPONIBILE IN

NERO-NERO 30720 9335 B-B

BIANCO-NERO 30720 9335 W-B



 [Visualizza sul sito web](#)



Informazioni generali	
AMBIENTE	indoor
IP	Soffitto A superficie, Soffitto Sospeso
PROTEZIONE DELL'INGRESSO	IP20
PESO (KG)	5.7
ORIENTABILITÀ	non regolabile
INFORMAZIONI	INCL.PRESENCE & DAYLIGHT SENSOR INCL.DIMMABLE LED POWER SUPPLY (DALI DT6) Power selection to be set on driver EXCL.CABLE SUSPENSION
Informazioni elettriche	
ELETRICO	220-240V / 0 50-60Hz
CLASSE DI ISOLAMENTO	I
ALIMENTATORE	YES
TIPO DI DIMMERAZIONE	DALI
CLASSE ENERGETICA	E
Informazioni sulla Sorgente luminosa	
LIGHTSOURCE NAME	LED
SORGENTE LUMINOSA	HO: LED cluster 48,4W / CRI>90 (R9: 50) / 3000K / 6989lm Or LED cluster 32,6W / CRI>90 (R9: 50) / 3000K / 5069lm
TM-30	Rf: 92 / Rg: 100 rf: 92 / Rg: 100
SDMC	SDCM3
GRUPPO DI RISCHIO	RG1
LM80	L80 > 60000
BEAMANGLE	63°
SPECIFICHE TECNICHE (SORGENTE LUMINOSA)	HO: 6989lm // 48,4W // 145lm/W Or 5069lm // 32,6W // 155lm/W
SPECIFICHE TECNICHE (APPARECCHIO DI ILLUMINAZIONE)	HO: 4836lm // 55,7W // 87lm/W Or 3507lm // 37,5W // 94lm/W

Opzioni

INF40 SQ 320/360 - SUSPENSION SET

CABLE BASE R / S

DELTALIGHT

INFORM 40 SQ 360 PDS DOWN 93063 DIM5

30720 9335 B-B

Per istruzioni di installazione dettagliate, consultare il manuale : [30720_XXX5_HAND.pdf](#)

CONCLUDI CONFIGURAZIONE

Cavi di alimentazione



203 99 55 ANO CABLE BASE R ANO

203 99 55 B CABLE BASE R B

203 99 55 W CABLE BASE R W

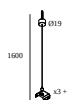


203 99 56 ANO CABLE BASE S ANO

203 99 56 B CABLE BASE S B

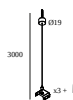
203 99 56 W CABLE BASE S W

Componenti per il fissaggio



30710 0020 B INF40 SQ 320/360 - SUSPENSION SET 1,6m B

30710 0020 W INF40 SQ 320/360 - SUSPENSION SET 1,6m W



30710 0040 B INF40 SQ 320/360 - SUSPENSION SET 3,0m B

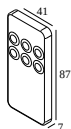
30710 0040 W INF40 SQ 320/360 - SUSPENSION SET 3,0m W

DELTALIGHT

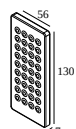
INFORM 40 SQ 360 PDS DOWN 93063 DIM5

30720 9335 B-B

Altro



26510 0010 PDS REMOTE CONTROL



26510 0020 PDS SENSOR PROGRAMMER



Notes: