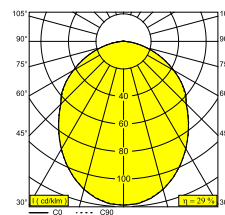
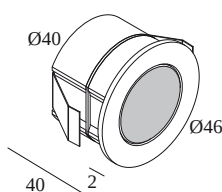




LEDS C R ST 927

13611 9200 ANO

BESCHIKBAAR IN
ALU GEANODISEERD 13611 9200 ANO



 [Bekijk op website](#)



Algemene info

LOCATIE	buiten
INSTALLATIE	Vloer Inbouw,Wand Inbouw
ZAAGMAAT/OPENING (MM)	rond - 41
INBOUWDIEPTE (MM)	45
STOF EN WATERDICHTHEID	IP67
IK	IK03
GEWICHT (KG)	0.1
RICHTBAARHEID	niet richtbaar
INFO	EXCL.LED POWER SUPPLY 350mA-DC

Elektrische info

KLASSE	III
DIM TYPE	afhankelijk van de te kiezen externe voeding
ENERGIE KLASSE	E

Info lichtbron

LIGHTSOURCE NAME	LED
LICHTBRON	LED array 1W / CRI>90 (R9: 55) / 2700K / 120lm
TM-30-15 WAARDEN	rf: 91 / Rg: 100
SDCM	SDCM3
RISK-GROEP	RG2
LM80	L90B10 > 150000
LED TECHNIEK (LICHTBRON)	120lm // 1W // 124lm/W
LED TECHNIEK (TOESTEL)	35lm // 1,2W // 30lm/W

Benodigheden

LED POWER SUPPLY 350mA-DC DIM

Voor gedetailleerde montage gegevens, consulteer de handleiding : [13611_XXX0_HAND.pdf](#)

VERVOLLEDIG UW SPECIFICATIE

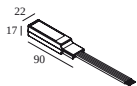
LED voedingen

armaturen



armaturen geeft aan hoeveel toestellen op de voeding kunnen worden aangesloten (min -> max). De waarden vóór en na de '|' komen respectievelijk overeen met de minimale en maximale aanstroom. Waarden tussen haakjes zijn van toepassing op 110V.

Min. stroom | Max. stroom

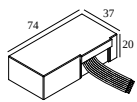


300 48 350 ED1 LED POWER CONVERTER 48V-DC to 350 mA-DC / 15W DIM1

3->14

Dimtype: 1-10V

Uitsparingsmaat (mm): 30

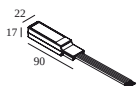


300 48 350 ED5 LED POWER CONVERTER 48V-DC to 350 mA-DC / 15W DIM5

3->14

Dimtype: DALI

Uitsparingsmaat (mm): 45

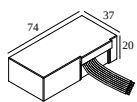


300 48 350 MDL LED POWER CONVERTER 48V-DC to 350 mA-DC / 15W MDL

3->14

Dimtype: niet dimbaar

Uitsparingsmaat (mm): 30

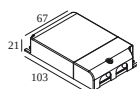


300 48 350 WDL LED POWER CONVERTER 48V-DC to 350 mA-DC / 15W WDL

3->14

Dimtype: WDL = draadloos

Uitsparingsmaat (mm): 45

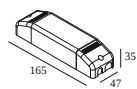


300 90 60 LED POWER SUPPLY MULTI-POWER DIM7

12 | 0 | 0

Dimtype: 1-10V of met drukknop

Uitsparingsmaat (mm): 70

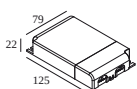


300 90 61 LED POWER SUPPLY MULTI-POWER DIM6

16

Dimtype: net-dimbaar (fase afsnijding) of met drukknop

Uitsparingsmaat (mm): 56

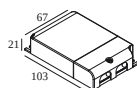


300 90 63 LED POWER SUPPLY MULTI-POWER DIM9

26(25)

Dimtype: 1-10V of DALI of drukknop

Uitsparingsmaat (mm): 82



300 90 64 LED POWER SUPPLY MULTI-POWER DIM7

4->18(15)

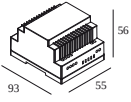
Dimtype: 1-10V of met drukknop

Uitsparingsmaat (mm): 72

DELTALIGHT

LEDS C R ST 927

13611 9200 ANO

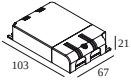


300 90 67

LED POWER CONVERTER 24V-DC TO MULTI CURRENT 48W DIM9

3->15

Dimtype: 1-10V of DALI of drukknop



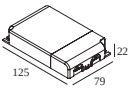
300 90 68

LED POWER SUPPLY MULTI-POWER DIM5

2->17(15)

Dimtype: DALI

Uitsparingsmaat (mm): 72



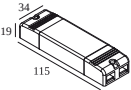
300 90 69

LED POWER SUPPLY MULTI-POWER HV DIM9

8->40(39)

Dimtype: 1-10V of DALI of drukknop

Uitsparingsmaat (mm): 84



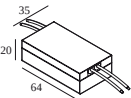
300 90 91

LED POWER SUPPLY 350mA-DC / 15W

14(10)

Dimtype: niet dimbaar

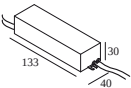
Uitsparingsmaat (mm): 40



300 90 104

LED POWER SUPPLY 350mA-DC / 6W

4

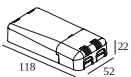


300 90 112

LED POWER SUPPLY 350mA-DC / 18W

15

Dimtype: net-dimbaar (fase afsnijding)



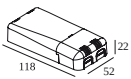
300 90 124

LED POWER SUPPLY MULTI-POWER DIM7

6->17(15)

Dimtype: 1-10V of met drukknop

Uitsparingsmaat (mm): 55



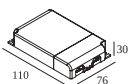
300 90 125

LED POWER SUPPLY MULTI-POWER MINI DIM5

4->17(15)

Dimtype: DALI

Uitsparingsmaat (mm): 55



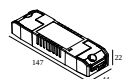
300 90 135

LED POWER SUPPLY MULTI-POWER HV

17->29

Dimtype: niet dimbaar

Uitsparingsmaat (mm): 90



21012 0010

LED POWER SUPPLY MULTI POWER

6->15

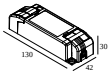
Dimtype: niet dimbaar

Uitsparingsmaat (mm): 50

DELTALIGHT

LEDS C R ST 927

13611 9200 ANO

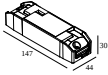


21012 0021 LED POWER SUPPLY MULTI POWER DIM1

4->19

Dimtype: 1-10V

Uitsparingsmaat (mm): 54

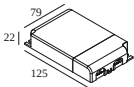


21012 0035 LED POWER SUPPLY MULTI POWER DIM5

4->19

Dimtype: DALI

Uitsparingsmaat (mm): 54

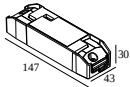


21012 004W LED POWER SUPPLY MULTI-POWER WDL

25(25)

Dimtype: WDL = draadloos

Uitsparingsmaat (mm): 84

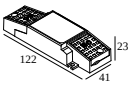


21012 005W LED POWER SUPPLY MULTI-POWER COMPACT WDL

4->19

Dimtype: WDL = draadloos

Uitsparingsmaat (mm): 54

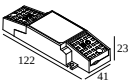


21012 0258 LED POWER SUPPLY MULTI POWER 200-350 / 10W DIM8

7->10

Dimtype: net-dimbaar (fase afsnijding)

Uitsparingsmaat (mm): 50

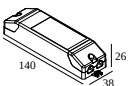


21012 0268 LED POWER SUPPLY MULTI POWER 200-350 / 15W DIM8

10->15

Dimtype: net-dimbaar (fase afsnijding)

Uitsparingsmaat (mm): 50

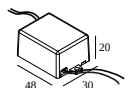


21012 0298 LED POWER SUPPLY MULTI POWER 250-900 / 20W DIM8

3->15

Dimtype: net-dimbaar (fase afsnijding)

Uitsparingsmaat (mm): 48

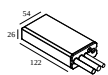


21012 0308 LED POWER SUPPLY 350mA / 7,35W DIM8

5->7

Dimtype: net-dimbaar (fase afsnijding)

Uitsparingsmaat (mm): 40

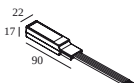


21012 0480 LED POWER SUPPLY 350mA-DC / 17W IP68

2->17(15)

Dimtype: niet dimbaar

Uitsparingsmaat (mm): 60



21032 0295 LED POWER CONVERTER 48V-DC to 350 mA-DC / 15W DIM5

3->14

Dimtype: DALI

Uitsparingsmaat (mm): 30

DELTALIGHT

LEDS C R ST 927

13611 9200 ANO

Notes: