DELTALIGHT



Image may differ from the actual product
Consult drawing for correct size

SUPERLOOP HC 120 SBL 930

REFERENCE 321 112 93 B

AVAILABLE IN
BLACK 321 112 93 B
FLEMISH BRONZE 321 112 93 FBR
FLEMISH GOLD 321 112 93 FG
WHITE 321 112 93 W

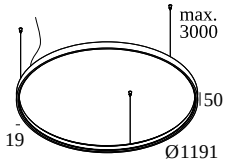

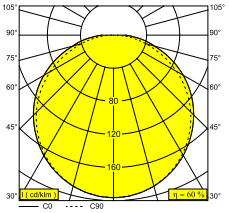

View on website

General info	
LOCATION	indoor
INSTALLATION	Ceiling Suspended
INGRESS PROTECTION	IP20
WEIGHT (KG)	3.9
ADJUSTABILITY	non adjustable
INFORMATION	INCL.PC SBL EXCL.LED POWER SUPPLY 900-1200mA-DC INCL.3 x CABLE SUSPENSION SINGLE AUTO. 3.0m INCL.1 x CABLE 2 x 0.75mm²

Electrical info	
CLASS	III
DIM TYPE	depending on power supply
ENERGY CLASS	E
CERTIFICATES	CB, EAC, ENEC, EPD

Lightsource info	
LIGHTSOURCE NAME	LED
LIGHTSOURCE	LED cluster 36,4-50,3W / CRI>90 (R9: 59) / 3000K / 5022-6665lm
SDCM	SDCM3
LM80	L70 > 30000
LED TECHNICS (LIGHT SOURCE)	6665lm // 50,3W // 132lm/W
LED TECHNICS (LUMINAIRE)	4005lm // 58W // 69lm/W

Requirements

LED POWER SUPPLY 900 / 1200mA-DC DIM
SUPERLOOP POWERBOX H 900mA
SUPERLOOP POWERBOX H 1200mA

Options

CABLE BASE R / S
COVERSET R 62-90-100 / S 62-80-90
CONNECTION ST / CONNECTION TRIMLESS
SUSPENSION ST / SUSPENSION TRIMLESS

For detailed installation instructions, please consult the manual : **321_X12_93_HAND.pdf**

SUPERLOOP HC 120 SBL 930

321 112 93 B

FINISH YOUR SPECIFICATION

Current supply

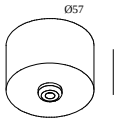

203 99 55 ANO CABLE BASE R ANO

203 99 55 B CABLE BASE R B

203 99 55 W CABLE BASE R W



203 99 56 ANO CABLE BASE S ANO

203 99 56 B CABLE BASE S B

203 99 56 W CABLE BASE S W

Power box

of Fixtures

ⓘ # of fixtures indicates how many devices can be connected (min -> max) to the power supply. The values before and after the '|' correspond respectively with the minimum and maximum driving current. Values between brackets are applicable to 110V.

Min current | Max current

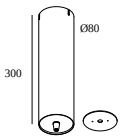

321 55 309 ED5 B SUPERLOOP POWERBOX H 900mA DIM5 B — 1

Dimtype: DALI

321 55 309 ED5 W SUPERLOOP POWERBOX H 900mA DIM5 W — 1

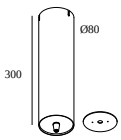

321 55 312 ED1 B SUPERLOOP POWERBOX H8 1200mA DIM1 B — 1

Dimtype: 1-10V

321 55 312 ED1 W SUPERLOOP POWERBOX H8 1200mA DIM1 W — 1

DELTALIGHT

SUPERLOOP HC 120 SBL 930

321 112 93 B

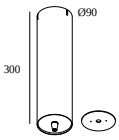

20548 0015 B SUPERLOOP POWERBOX H9 900mA DIM5 B — 1

Dimtype: DALI

20548 0015 W SUPERLOOP POWERBOX H9 900mA DIM5 W — 1

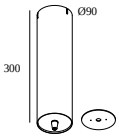

20548 0025 B SUPERLOOP POWERBOX H9 1200mA DIM5 B — 1

Dimtype: DALI

20548 0025 W SUPERLOOP POWERBOX H9 1200mA DIM5 W — 1

LED power supplies

of Fixtures

Min current | Max current

ⓘ # of fixtures indicates how many devices can be connected (min -> max) to the power supply. The values before and after the '|' correspond respectively with the minimum and maximum driving current. Values between brackets are applicable to 110V.

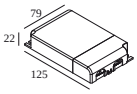

300 90 129 LED POWER SUPPLY 900mA-DC / 60W DIM5 — 1

Dimtype: DALI

Cutout dimension (mm): 84

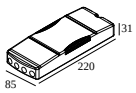

300 90 130 LED POWER SUPPLY 1200mA-DC / 60W DIM5 — 1

Dimtype: DALI

Cutout dimension (mm): 95

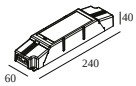

300 90 132 LED POWER SUPPLY 1200mA-DC / 70W DIM1 — 1

Dimtype: 1-10V

Cutout dimension (mm): 80

Coversets

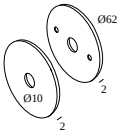

204 00 62 ANO COVERSET R 62 ANO

204 00 62 B COVERSET R 62 B

DELTALIGHT

SUPERLOOP HC 120 SBL 930

321 112 93 B

	204 00 62 W	COVERSET R 62 W	☐
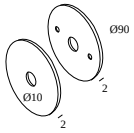	**204 00 90 ANO**	COVERSET R 90 ANO	☐
	204 00 90 B	COVERSET R 90 B	☐
	204 00 90 W	COVERSET R 90 W	☐
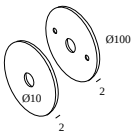	**204 00 100 ANO**	COVERSET R 100 ANO	☐
	204 00 100 B	COVERSET R 100 B	☐
	204 00 100 W	COVERSET R 100 W	☐
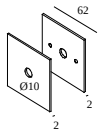	**204 62 62 ANO**	COVERSET S 62 ANO	☐
	204 62 62 B	COVERSET S 62 B	☐
	204 62 62 W	COVERSET S 62 W	☐
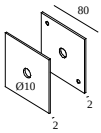	**204 80 80 ANO**	COVERSET S 80 ANO	☐
	204 80 80 B	COVERSET S 80 B	☐
	204 80 80 W	COVERSET S 80 W	☐
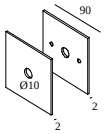	**204 90 90 ANO**	COVERSET S 90 ANO	☐
	204 90 90 B	COVERSET S 90 B	☐

SUPERLOOP HC 120 SBL 930

321 112 93 B

204 90 90 W COVERSET S 90 W

Suspension parts

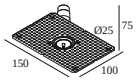

328 10 01 SUSPENSION TRIMLESS O.F.A.

Cutout dimension (mm): 62 (CONCRETE: 102)

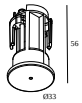

15225 0340 B SUSPENSION ST B

Cutout dimension (mm): 27

15225 0340 W SUSPENSION ST W

Electric connection parts

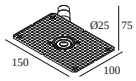

328 10 03 CONNECTION TRIMLESS O.F.A.

Cutout dimension (mm): 62 (CONCRETE: 102)



15225 0360 B CONNECTION ST B

Cutout dimension (mm): 43

15225 0360 W CONNECTION ST W

Notes: