

SPM20 - SPY 392 AIR 92740

29813 9230 B

BESCHIKBAAR IN

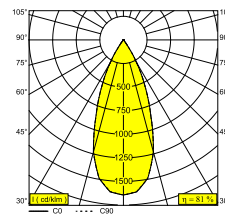
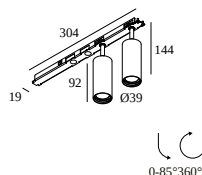
ZWART 29813 9230 B

FLEMISH BRONZE 29813 9230 FBR

FLEMISH GOLD 29813 9230 FG

GOUD KLEUR 29813 9230 GC

WIT 29813 9230 W



Bekijk op website



Algemene info

LOCATIE	binnen
INSTALLATIE	Plafond Inbouw
ZAAGMAAT/OPENING (MM)	rechthoekig - KIT
STOF EN WATERDICHTHEID	IP20
GEWICHT (KG)	0.5
RICHTBAARHEID	0° tot 85° zwenkbaar, 355° roteerbaar
INFO	REFLECTOR WFL-40° EXCL.LED POWER SUPPLY 350-500mA-DC

Elektrische info

KLASSE	III
DIM TYPE	afhankelijk van de te kiezen externe voeding
ENERGIE KLASSE	E

Info lichtbron

LIGHTSOURCE NAME	LED
LICHTBRON	2 x (LED array 5,8-8,6W / CRI>90 (R9: 60) / 2700K / 753-1041lm)
TM-30 WAARDEN	rf: 89 / Rg: 100
SMDC	SDCM1
RISK-GROEP	RG1
LM80	L90B10 > 50000
BEAMANGLE	40°
LED TECHNIEK (LICHTBRON)	2082lm // 17,2W // 121lm/W
LED TECHNIEK (TOESTEL)	1688lm // 19,8W // 85lm/W

Benodigheden

SPM20 - AIR KIT 1

SPY 39 TUBE or VISOR 39

LED POWER SUPPLY 350 / 500mA-DC DIM

Voor gedetailleerde montage gegevens, consulteer de handleiding : [29813_XXX0_HAND.pdf](#)

DELTALIGHT

SPM20 - SPY 392 AIR 92740

29813 9230 B

PLAFOND COMPATIBILITEIT

Ceiling Type

Mounting Kit



Ventilation in plasterboard

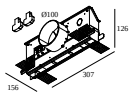


29810 1010 - SPM20 - AIR KIT 1

Required

VERVOLLEDIG UW SPECIFICATIE

AIR kit voor M20



29810 1010 SPM20 - AIR KIT 1



Uitsparingsmaat (mm): 50 x 310

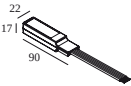
LED voedingen

armaturen



armaturen geeft aan hoeveel toestellen op de voeding kunnen worden aangesloten (min -> max). De waarden vóór en na de '|' komen respectievelijk overeen met de minimale en maximale aanstroom. Waarden tussen haakjes zijn van toepassing op 110V.

Min. stroom | Max. stroom

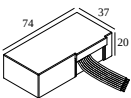


300 48 350 ED1 LED POWER CONVERTER 48V-DC to 350 mA-DC / 15W DIM1

1

Dimtype: 1-10V

Uitsparingsmaat (mm): 30

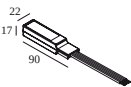


300 48 350 ED5 LED POWER CONVERTER 48V-DC to 350 mA-DC / 15W DIM5

1

Dimtype: DALI

Uitsparingsmaat (mm): 45

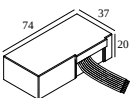


300 48 350 MDL LED POWER CONVERTER 48V-DC to 350 mA-DC / 15W MDL

1

Dimtype: niet dimbaar

Uitsparingsmaat (mm): 30

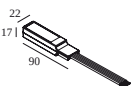


300 48 350 WDL LED POWER CONVERTER 48V-DC to 350 mA-DC / 15W WDL

1

Dimtype: WDL = draadloos

Uitsparingsmaat (mm): 45



300 48 500 ED1 LED POWER CONVERTER 48V-DC to 500 mA-DC / 22W DIM1

1

Dimtype: 1-10V

Uitsparingsmaat (mm): 30

DELTALIGHT

SPM20 - SPY 392 AIR 92740

29813 9230 B



300 48 500 ED5 LED POWER CONVERTER 48V-DC to 500 mA-DC / 22W DIM5

1

Dimtype: DALI

Uitsparingsmaat (mm): 45



300 48 500 MDL LED POWER CONVERTER 48V-DC to 500 mA-DC / 22W MDL

1

Dimtype: niet dimbaar

Uitsparingsmaat (mm): 30

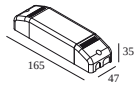


300 48 500 WDL LED POWER CONVERTER 48V-DC to 500 mA-DC / 22W WDL

1

Dimtype: WDL = draadloos

Uitsparingsmaat (mm): 45

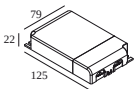


300 90 61 LED POWER SUPPLY MULTI-POWER DIM6

1 | 1

Dimtype: net-dimbaar (fase afsnijding) of met drukknop

Uitsparingsmaat (mm): 56

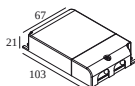


300 90 63 LED POWER SUPPLY MULTI-POWER DIM9

2(2) | 2(2)

Dimtype: 1-10V of DALI of drukknop

Uitsparingsmaat (mm): 82

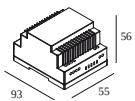


300 90 64 LED POWER SUPPLY MULTI-POWER DIM7

1(1) | 1(1/2)

Dimtype: 1-10V of met drukknop

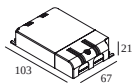
Uitsparingsmaat (mm): 72



300 90 67 LED POWER CONVERTER 24V-DC TO MULTI CURRENT 48W DIM9

1 | -

Dimtype: 1-10V of DALI of drukknop

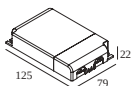


300 90 68 LED POWER SUPPLY MULTI-POWER DIM5

1(1) | 1(1/2)

Dimtype: DALI

Uitsparingsmaat (mm): 72



300 90 69 LED POWER SUPPLY MULTI-POWER HV DIM9

3(3) | 3(2)

Dimtype: 1-10V of DALI of drukknop

Uitsparingsmaat (mm): 84



300 90 124 LED POWER SUPPLY MULTI-POWER DIM7

1(1) | 1(1/2)

Dimtype: 1-10V of met drukknop

Uitsparingsmaat (mm): 55

DELTALIGHT

SPM20 - SPY 392 AIR 92740

29813 9230 B

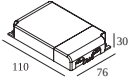


300 90 125 LED POWER SUPPLY MULTI-POWER MINI DIM5

1(1) | 1(1/2)

Dimtype: DALI

Uitsparingsmaat (mm): 55



300 90 135 LED POWER SUPPLY MULTI-POWER HV

2 | 2

Dimtype: niet dimbaar

Uitsparingsmaat (mm): 90

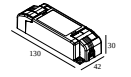


21012 0010 LED POWER SUPPLY MULTI POWER

1 | 1

Dimtype: niet dimbaar

Uitsparingsmaat (mm): 50

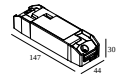


21012 0021 LED POWER SUPPLY MULTI POWER DIM1

1 | 1

Dimtype: 1-10V

Uitsparingsmaat (mm): 54

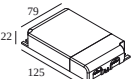


21012 0035 LED POWER SUPPLY MULTI POWER DIM5

1 | 1

Dimtype: DALI

Uitsparingsmaat (mm): 54




21012 004W LED POWER SUPPLY MULTI-POWER WDL

2(2) | 1(1)

Dimtype: WDL = draadloos

Uitsparingsmaat (mm): 84

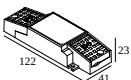


21012 005W LED POWER SUPPLY MULTI-POWER COMPACT WDL

1 | 1

Dimtype: WDL = draadloos

Uitsparingsmaat (mm): 54

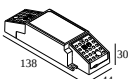


21012 0268 LED POWER SUPPLY MULTI POWER 200-350 / 15W DIM8

1 | -

Dimtype: net-dimbaar (fase afsnijding)

Uitsparingsmaat (mm): 50

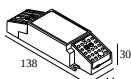


21012 0278 LED POWER SUPPLY MULTI POWER 500-700 / 20W DIM8

1/2

Dimtype: net-dimbaar (fase afsnijding)

Uitsparingsmaat (mm): 55



21012 0288 LED POWER SUPPLY MULTI POWER 500-700 / 36W DIM8

1

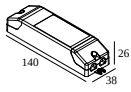
Dimtype: net-dimbaar (fase afsnijding)

Uitsparingsmaat (mm): 55

DELTALIGHT

SPM20 - SPY 392 AIR 92740

29813 9230 B

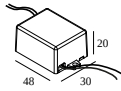


21012 0298 LED POWER SUPPLY MULTI POWER 250-900 / 20W DIM8

1 | 1

Dimtype: net-dimbaar (fase afsnijding)

Uitsparingsmaat (mm): 48

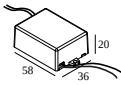


21012 0308 LED POWER SUPPLY 350mA / 7,35W DIM8

1/2

Dimtype: net-dimbaar (fase afsnijding)

Uitsparingsmaat (mm): 40

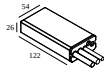


21012 0318 LED POWER SUPPLY 500mA / 10W DIM8

1/2

Dimtype: net-dimbaar (fase afsnijding)

Uitsparingsmaat (mm): 40

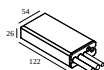


21012 0480 LED POWER SUPPLY 350mA-DC / 17W IP68

1(1)

Dimtype: niet dimbaar

Uitsparingsmaat (mm): 60

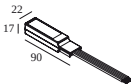


21012 0500 LED POWER SUPPLY 500mA-DC / 24W IP68

1(1/2)

Dimtype: niet dimbaar

Uitsparingsmaat (mm): 60

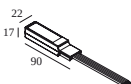


21032 0295 LED POWER CONVERTER 48V-DC to 350 mA-DC / 15W DIM5

1

Dimtype: DALI

Uitsparingsmaat (mm): 30



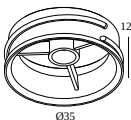
21032 0305 LED POWER CONVERTER 48V-DC to 500 mA-DC / 22W DIM5

1

Dimtype: DALI

Uitsparingsmaat (mm): 30

Licht veranderende onderdelen



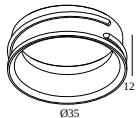
24144 0030 B VISOR 39 B

DELTALIGHT

SPM20 - SPY 392 AIR 92740

29813 9230 B

Maak je product af



24144 0010 B SPY 39 TUBE B

24144 0010 FBR SPY 39 TUBE FBR

24144 0010 FG SPY 39 TUBE FG

24144 0010 GC SPY 39 TUBE GC

24144 0010 W SPY 39 TUBE W



24144 0070 SPY 39 TUBE SBL

Notes: