



M52 - SPY 52 93030 DIM5

24435 9345 W

BESCHIKBAAR IN

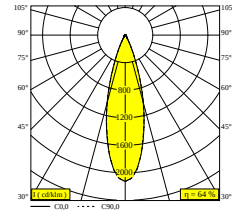
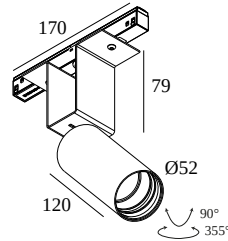
ZWART 24435 9345 B

FLEMISH BRONZE 24435 9345 FBR

FLEMISH GOLD 24435 9345 FG

GOUD KLEUR 24435 9345 GC

WIT 24435 9345 W



Bekijk op website



Algemene info

LOCATIE	binnen
INSTALLATIE	Laagspanningssystemen Laagspanningssysteem montage
STOF EN WATERDICHTHEID	IP20
GEWICHT (KG)	0.5
RICHTBAARHEID	0° tot 90° zwenkbaar, 355° roteerbaar
INFO	REFLECTOR FL-30° EXCL.LED POWER SUPPLY 48V-DC Optional REFLECTORS 20° & 45° available

Elektrische info

INGANGSSPANNING	48V-DC
KLASSE	III
DIM TYPE	DALI
ENERGIE KLASSE	E
CERTIFICATEN	CB, ENEC, EPD

Info lichtbron

LIGHTSOURCE NAME	LED
LICHTBRON	LED array 12,4W / CRI>90 (R9: 52) / 3000K / 1467lm
TM-30-15 WAARDEN	rf: 90 / Rg: 99
SDCM	SDCM1
RISK-GROEP	RG1
LM80	L90B10 > 50000
BEAMANGLE	30°
LED TECHNIEK (LICHTBRON)	1467lm // 12,4W // 118lm/W
LED TECHNIEK (TOESTEL)	936lm // 14,3W // 66lm/W

Opmerkingen

Take a look at our **MAGNETIC PROFILES** movie

Benodigheden

SPY 52 TUBE
LED POWER SUPPLY 48V-DC

Accessoires

HONEYCOMB 42
SPREAD LENS 42
LINEAR SPREAD LENS 42
SOFTENING LENS 42
GLASS SBL 42

DELTALIGHT

M52 - SPY 52 93030 DIM5


24435 9345 W

Voor gedetailleerde montage gegevens, consulteer de handleiding : [24435_XXX5_HAND.pdf](#)

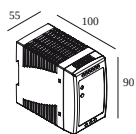
VERVOLLEDIG UW SPECIFICATIE

LED voedingen

armaturen

 # armaturen geeft aan hoeveel toestellen op de voeding kunnen worden aangesloten (min -> max). De waarden vóór en na de '|' komen respectievelijk overeen met de minimale en maximale aanstroom. Waarden tussen haakjes zijn van toepassing op 110V.

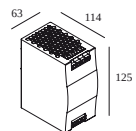
Min. stroom | Max. stroom



300 89 48 100 LED POWER SUPPLY 48V-DC / 100W DIN

7

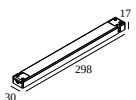
Dimtype: niet dimbaar



300 89 48 240 LED POWER SUPPLY 48V-DC / 240W DIN

16

Dimtype: niet dimbaar

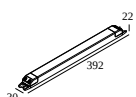


21012 0230 LED POWER SUPPLY 48V-DC / 100W

7

Dimtype: niet dimbaar

Uitsparingsmaat (mm): 40



21012 0240 LED POWER SUPPLY 48V-DC / 200W

14

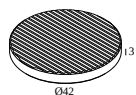
Dimtype: niet dimbaar

Uitsparingsmaat (mm): 40

Licht veranderende onderdelen



19810 0010 B HONEYCOMB 42 SINGLE USE B



19810 0020 LINEAR SPREAD LENS 42

DELTALIGHT

M52 - SPY 52 93030 DIM5

24435 9345 W



19810 0030 SPREAD LENS 42



19810 0040 SOFTENING LENS 42



19810 0050 GLASS SBL 42



19810 0060 B HONEYCOMB 42 DOUBLE USE B

Maak je product af



19810 0100 B SPY 52 TUBE B

19810 0100 FBR SPY 52 TUBE FBR

19810 0100 FG SPY 52 TUBE FG

19810 0100 GC SPY 52 TUBE GC

19810 0100 W SPY 52 TUBE W

Vervangbare reflector / lens



19810 0180 SPY 52 REFLECTOR 20°

DELTALIGHT

M52 - SPY 52 93030 DIM5

24435 9345 W



19810 0190 SPY 52 REFLECTOR 45°



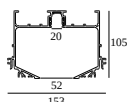
19810 0240 SPY 52 REFLECTOR 30°



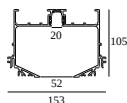
COMPATIBELE DRAAGSTRUCTUREN

SPLITLINE M52 profile

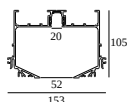
Beschikbare kleuren



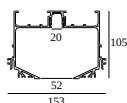
420 52 10 00 SPM52 - PROFILE 1m



420 52 20 00 SPM52 - PROFILE 2m



420 52 30 00 SPM52 - PROFILE 3m



24413 0000 SPM52 - PROFILE



Notes: