

SPY 52 TRIMLESS SOFT 93020

19896 9020 GC

BESCHIKBAAR IN

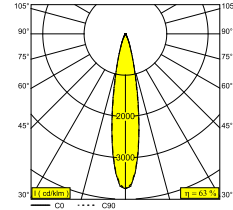
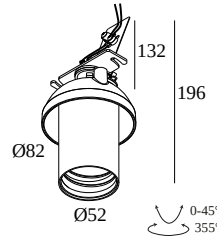
ZWART 19896 9020 B

FLEMISH BRONZE 19896 9020 FBR

FLEMISH GOLD 19896 9020 FG

GOUD KLEUR 19896 9020 GC

WIT 19896 9020 W



 [Bekijk op website](#)



Algemene info

LOCATIE	binnen
INSTALLATIE	Plafond Inbouw
ZAAGMAAT/OPENING (MM)	rond - Ø KIT
INBOUWDIEPTE (MM)	80
STOF EN WATERDICHTHEID	IP20
GEWICHT (KG)	0.4
RICHTBAARHEID	0° tot 45° zwenkbaar, 355° roteerbaar
INFO	REFLECTOR FL-20° EXCL.DIMMABLE LED POWER SUPPLY 500mA-DC Optional REFLECTORS 30° & 45° available

Elektrische info

KLASSE	III
DIM TYPE	afhankelijk van de te kiezen externe voeding
ENERGIE KLASSE	F
CERTIFICATEN	CB, ENEC

Info lichtbron

LIGHTSOURCE NAME	LED
LICHTBRON	LED array 10,2W / CRI>90 (R9: 50) / 3000K-1800K / 1038lm
SMDC	SDCM2
RISK-GROEP	RG1
LM80	L90B10 > 50000
BEAMANGLE	20°
LED TECHNIEK (LICHTBRON)	1038lm // 10,2W // 109lm/W
LED TECHNIEK (TOESTEL)	650lm // 11,7W // 55lm/W

Benodigdheden

SPY 52 TUBE
MOUNTING KIT SPY 39/52 TRIMLESS O.F.A.
MOUNTING KIT AIR 103
LED POWER SUPPLY 500mA-DC DIM (Remote)

Accessoires

HONEYCOMB 42
SPREAD LENS 42
LINEAR SPREAD LENS 42
SOFTENING LENS 42
GLASS SBL 42


DELTALIGHT

SPY 52 TRIMLESS SOFT 93020

19896 9020 GC

Voor gedetailleerde montage gegevens, consulteer de handleiding : [19896_XXX0_HAND.pdf](#)

PLAFOND COMPATIBILITEIT

Ceiling Type	Mounting Kit	
 System ceiling	 15212 2030 - MOUNTING KIT SPY 39/52 TRIMLESS O.F.A.	Required
 Plasterboard	 15212 2030 - MOUNTING KIT SPY 39/52 TRIMLESS O.F.A.	Required
 Stucanet	 15212 2030 - MOUNTING KIT SPY 39/52 TRIMLESS O.F.A.	Required
 Concrete + plaster	 15212 2030 - MOUNTING KIT SPY 39/52 TRIMLESS O.F.A.	Required
 Lintel + plaster	 15212 2030 - MOUNTING KIT SPY 39/52 TRIMLESS O.F.A.	Required
 Hollow-core slab + plaster	 15212 2030 - MOUNTING KIT SPY 39/52 TRIMLESS O.F.A.	Required
 Stretched ceiling	 15212 0080 - MOUNTING KIT SPY 39/52 TRIMLESS CSC	Required
	 15212 0160 - MOUNTING KIT SPY 39/52 TRIMLESS WSC	Required

VERVOLLEDIG UW SPECIFICATIE

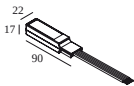
LED voedingen

armaturen



armaturen geeft aan hoeveel toestellen op de voeding kunnen worden aangesloten (min -> max). De waarden vóór en na de 'l' komen respectievelijk overeen met de minimale en maximale aanstroom. Waarden tussen haakjes zijn van toepassing op 110V.

Min. stroom | Max. stroom

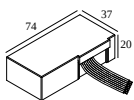


300 48 500 ED1 LED POWER CONVERTER 48V-DC to 500 mA-DC / 22W DIM1

2

Dimtype: 1-10V

Uitsparingsmaat (mm): 30



300 48 500 ED5 LED POWER CONVERTER 48V-DC to 500 mA-DC / 22W DIM5

2

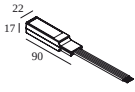
Dimtype: DALI

Uitsparingsmaat (mm): 45

DELTALIGHT

SPY 52 TRIMLESS SOFT 93020

19896 9020 GC



300 48 500 MDL LED POWER CONVERTER 48V-DC to 500 mA-DC / 22W MDL

2

Dimtype: niet dimbaar

Uitsparingsmaat (mm): 30

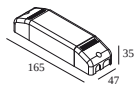


300 48 500 WDL LED POWER CONVERTER 48V-DC to 500 mA-DC / 22W WDL

2

Dimtype: WDL = draadloos

Uitsparingsmaat (mm): 45

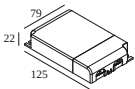


300 90 61 LED POWER SUPPLY MULTI-POWER DIM6

2

Dimtype: net-dimbaar (fase afsnijding) of met drukknop

Uitsparingsmaat (mm): 56

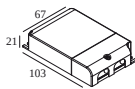


300 90 63 LED POWER SUPPLY MULTI-POWER DIM9

3(3)

Dimtype: 1-10V of DALI of drukknop

Uitsparingsmaat (mm): 82

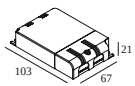


300 90 64 LED POWER SUPPLY MULTI-POWER DIM7

2(1)

Dimtype: 1-10V of met drukknop

Uitsparingsmaat (mm): 72

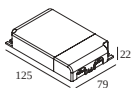


300 90 68 LED POWER SUPPLY MULTI-POWER DIM5

2(1)

Dimtype: DALI

Uitsparingsmaat (mm): 72

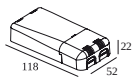


300 90 69 LED POWER SUPPLY MULTI-POWER HV DIM9

5(3)

Dimtype: 1-10V of DALI of drukknop

Uitsparingsmaat (mm): 84

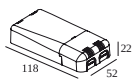


300 90 124 LED POWER SUPPLY MULTI-POWER DIM7

1(1)

Dimtype: 1-10V of met drukknop

Uitsparingsmaat (mm): 55

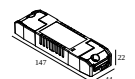


300 90 125 LED POWER SUPPLY MULTI-POWER MINI DIM5

1(1)

Dimtype: DALI

Uitsparingsmaat (mm): 55



21012 0010 LED POWER SUPPLY MULTI POWER

2

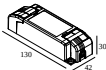
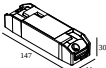
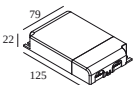
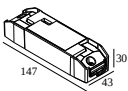
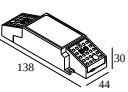
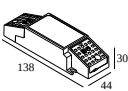
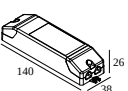
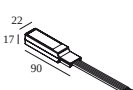
Dimtype: niet dimbaar

Uitsparingsmaat (mm): 50

DELTALIGHT

SPY 52 TRIMLESS SOFT 93020

19896 9020 GC

	21012 0021 LED POWER SUPPLY MULTI POWER DIM1	2	<input type="checkbox"/>
	Dimtype: 1-10V		
	Uitsparingsmaat (mm): 54		
	21012 0035 LED POWER SUPPLY MULTI POWER DIM5	2	<input type="checkbox"/>
	Dimtype: DALI		
	Uitsparingsmaat (mm): 54		
	21012 004W LED POWER SUPPLY MULTI-POWER WDL	3(3)	<input type="checkbox"/>
	Dimtype: WDL = draadloos		
	Uitsparingsmaat (mm): 84		
	21012 005W LED POWER SUPPLY MULTI-POWER COMPACT WDL	2	<input type="checkbox"/>
	Dimtype: WDL = draadloos		
	Uitsparingsmaat (mm): 54		
	21012 0278 LED POWER SUPPLY MULTI POWER 500-700 / 20W DIM8	1	<input type="checkbox"/>
	Dimtype: net-dimbaar (fase afsnijding)		
	Uitsparingsmaat (mm): 55		
	21012 0288 LED POWER SUPPLY MULTI POWER 500-700 / 36W DIM8	2->2	<input type="checkbox"/>
	Dimtype: net-dimbaar (fase afsnijding)		
	Uitsparingsmaat (mm): 55		
	21012 0298 LED POWER SUPPLY MULTI POWER 250-900 / 20W DIM8	1	<input type="checkbox"/>
	Dimtype: net-dimbaar (fase afsnijding)		
	Uitsparingsmaat (mm): 48		
	21032 0305 LED POWER CONVERTER 48V-DC to 500 mA-DC / 22W DIM5	2	<input type="checkbox"/>
	Dimtype: DALI		
	Uitsparingsmaat (mm): 30		

Montage kit

	15212 2030 MOUNTING KIT SPY 39/52 TRIMLESS O.F.A.		<input type="checkbox"/>
	Uitsparingsmaat (mm): 105		

DELTALIGHT

SPY 52 TRIMLESS SOFT 93020

19896 9020 GC

Montage kit spanplafond

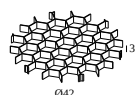


15212 0080 MOUNTING KIT SPY 39/52 TRIMLESS CSC

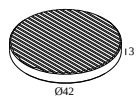


15212 0160 MOUNTING KIT SPY 39/52 TRIMLESS WSC

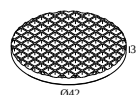
Licht veranderende onderdelen



19810 0010 B HONEYCOMB 42 SINGLE USE B



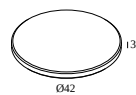
19810 0020 LINEAR SPREAD LENS 42



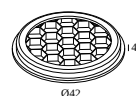
19810 0030 SPREAD LENS 42



19810 0040 SOFTENING LENS 42



19810 0050 GLASS SBL 42



19810 0060 B HONEYCOMB 42 DOUBLE USE B

DELTALIGHT

SPY 52 TRIMLESS SOFT 93020

19896 9020 GC

Maak je product af



19810 0100 B SPY 52 TUBE B

19810 0100 FBR SPY 52 TUBE FBR

19810 0100 FG SPY 52 TUBE FG

19810 0100 GC SPY 52 TUBE GC

19810 0100 W SPY 52 TUBE W

Vervangbare reflector / lens



19810 0180 SPY 52 REFLECTOR 20°



19810 0190 SPY 52 REFLECTOR 45°



19810 0240 SPY 52 REFLECTOR 30°

Notes: