DELTALIGHT



SUPERLOOP SLIM DOWN 70 SBL 930

REFERENCE 20580 9300 W

AVAILABLE IN
BLACK 20580 9300 B
FLEMISH BRONZE 20580 9300 FBR
FLEMISH GOLD 20580 9300 FG
GOLD COLOURED 20580 9300 GC
WHITE 20580 9300 W

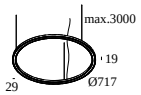

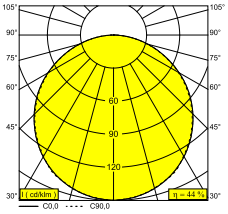

View on website

General info	
LOCATION	indoor
INSTALLATION	Ceiling Suspended
INGRESS PROTECTION	IP20
WEIGHT (KG)	1.5
ADJUSTABILITY	non adjustable
INFORMATION	INCL.PC SBL EXCL.LED POWER SUPPLY 500-700mA-DC INCL.3 x CABLE SUSPENSION SINGLE AUTO. 3.0m INCL.1 x CABLE 2 x 0.75mm²

Electrical info	
CLASS	III
DIM TYPE	depending on power supply
ENERGY CLASS	E
CERTIFICATES	CB, ENEC, EPD

Lightsource info	
LIGHTSOURCE NAME	LED
LIGHTSOURCE	LED cluster 21,2-29,2W / CRI>90 (R9: 59) / 3000K / 2916-3870lm
SDCM	SDCM3
LM80	L70 > 30000
LED TECHNICS (LIGHT SOURCE)	3870lm // 29,2W // 132lm/W
LED TECHNICS (LUMINAIRE)	1713lm // 34W // 51lm/W

Requirements

LED POWER SUPPLY 500 / 700mA-DC DIM
SUPERLOOP POWERBOX L 500mA
SUPERLOOP POWERBOX L/H 700mA

Options

CABLE BASE R / S
COVERSET R 62-90-100 / S 62-80-90
CONNECTION ST / CONNECTION TRIMLESS
SUSPENSION ST / SUSPENSION TRIMLESS

DELTALIGHT

SUPERLOOP SLIM DOWN 70 SBL 930

20580 9300 W

For detailed installation instructions, please consult the manual : **20580_XXX0_HAND.pdf**

FINISH YOUR SPECIFICATION

Current supply

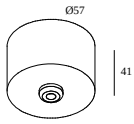

203 99 55 ANO CABLE BASE R ANO ☐

203 99 55 B CABLE BASE R B ☐

203 99 55 W CABLE BASE R W ☐

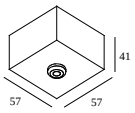

203 99 56 ANO CABLE BASE S ANO ☐

203 99 56 B CABLE BASE S B ☐

203 99 56 W CABLE BASE S W ☐

LED power supplies

of Fixtures

Min current | Max current

ⓘ # of fixtures indicates how many devices can be connected (min -> max) to the power supply. The values before and after the '|' correspond respectively with the minimum and maximum driving current. Values between brackets are applicable to 110V.

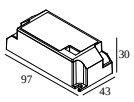

300 90 127 LED POWER SUPPLY 500mA-DC / 27W DIM1 1 ☐

Dimtype: 1-10V

Cutout dimension (mm): 54

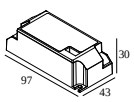

300 90 128 LED POWER SUPPLY 700mA-DC / 36W DIM1 1 ☐

Dimtype: 1-10V

Cutout dimension (mm): 54

DELTALIGHT

SUPERLOOP SLIM DOWN 70 SBL 930

20580 9300 W

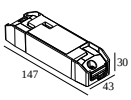

300 90 131 LED POWER SUPPLY 700mA-DC / 38W DIM5 — 1

Dimtype: DALI

Cutout dimension (mm): 54

Power box

of Fixtures

ⓘ # of fixtures indicates how many devices can be connected (min -> max) to the power supply. The values before and after the '|' correspond respectively with the minimum and maximum driving current. Values between brackets are applicable to 110V.

Min current | Max current

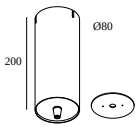

321 55 205 ED1 B SUPERLOOP POWERBOX L 500mA DIM1 B — 1

Dimtype: 1-10V

321 55 205 ED1 W SUPERLOOP POWERBOX L 500mA DIM1 W — 1

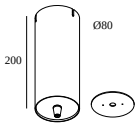

321 55 207 ED1 B SUPERLOOP POWERBOX L 700mA DIM1 B — 1

Dimtype: 1-10V

321 55 207 ED1 W SUPERLOOP POWERBOX L 700mA DIM1 W — 1

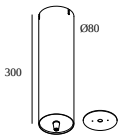

321 55 307 ED5 B SUPERLOOP POWERBOX H8 700mA DIM5 B — 1

Dimtype: DALI

321 55 307 ED5 W SUPERLOOP POWERBOX H8 700mA DIM5 W — 1

Coversets

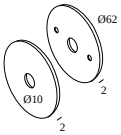

204 00 62 ANO COVERSET R 62 ANO

204 00 62 B COVERSET R 62 B

204 00 62 W COVERSET R 62 W

DELTALIGHT

SUPERLOOP SLIM DOWN 70 SBL 930

20580 9300 W

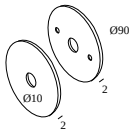	**204 00 90 ANO**	COVERSET R 90 ANO	☐
	204 00 90 B	COVERSET R 90 B	☐
	204 00 90 W	COVERSET R 90 W	☐
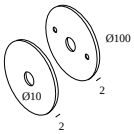	**204 00 100 ANO**	COVERSET R 100 ANO	☐
	204 00 100 B	COVERSET R 100 B	☐
	204 00 100 W	COVERSET R 100 W	☐
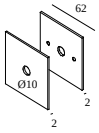	**204 62 62 ANO**	COVERSET S 62 ANO	☐
	204 62 62 B	COVERSET S 62 B	☐
	204 62 62 W	COVERSET S 62 W	☐
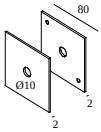	**204 80 80 ANO**	COVERSET S 80 ANO	☐
	204 80 80 B	COVERSET S 80 B	☐
	204 80 80 W	COVERSET S 80 W	☐
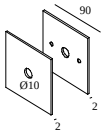	**204 90 90 ANO**	COVERSET S 90 ANO	☐
	204 90 90 B	COVERSET S 90 B	☐
	204 90 90 W	COVERSET S 90 W	☐

DELTALIGHT

SUPERLOOP SLIM DOWN 70 SBL 930

20580 9300 W

Suspension parts

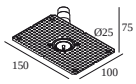

328 10 01 SUSPENSION TRIMLESS O.F.A.

Cutout dimension (mm): 62 (CONCRETE: 102)

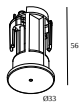

15225 0340 B SUSPENSION ST B

Cutout dimension (mm): 27

15225 0340 W SUSPENSION ST W

Electric connection parts

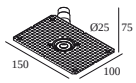

328 10 03 CONNECTION TRIMLESS O.F.A.

Cutout dimension (mm): 62 (CONCRETE: 102)



15225 0360 B CONNECTION ST B

Cutout dimension (mm): 43

15225 0360 W CONNECTION ST W

Notes: