



## DEEP RINGO TRIMLESS LED 93033

202 144 811 932 B

DISPONIBILE IN

**NERO** 202 144 811 932 B

**ALU SPAZZOLATO** 202 144 811 932 BRA

**ANTRACITE SPAZZOLATO** 202 144 811 932 BRAT

**BRONZO MARRONE SPAZZOLATO** 202 144 811 932 BRBB

**RAME SPAZZOLATO** 202 144 811 932 BRCU

**ORO SPAZZOLATO** 202 144 811 932 BRG

**BRONZO VECCHIO SPAZZOLATO** 202 144 811 932 BROB

**CREMA** 202 144 811 932 CR

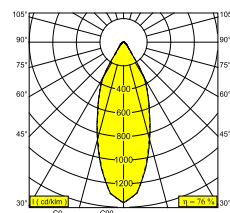
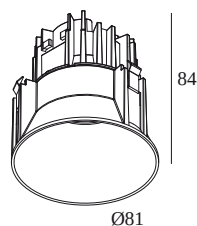
**FLEMISH BRONZE** 202 144 811 932 FBR

**FLEMISH GOLD** 202 144 811 932 FG

**ORO COLORATO** 202 144 811 932 GC

**NERO PIANOFORTE** 202 144 811 932 PB

**BIANCO** 202 144 811 932 W



 [Visualizza sul sito web](#)



### Informazioni generali

<b>AMBIENTE</b>	indoor
<b>IP</b>	Soffitto Incasso
<b>DIMENSIONE DEL FORO (MM)</b>	rotondo - Ø KIT
<b>PROFONDITÀ DI INCASSO (MM)</b>	95
<b>PROTEZIONE DELL'INGRESSO</b>	IP20
<b>PESO (KG)</b>	0.3
<b>ORIENTABILITÀ</b>	non regolabile
<b>INFORMAZIONI</b>	REFLECTOR FL-33° EXCL.LED POWER SUPPLY 350-500mA-DC

### Informazioni elettriche

<b>CLASSE DI ISOLAMENTO</b>	III
<b>TIPO DI DIMMERAZIONE</b>	a seconda del tipo di alimentazione esterna
<b>CLASSE ENERGETICA</b>	D
<b>CERTIFICATI</b>	CB, ENEC, EPD, LCA

### Informazioni sulla Sorgente luminosa

<b>LIGHTSOURCE NAME</b>	LED
<b>SORGENTE LUMINOSA</b>	LED array 5,8-8,6W / CRI>90 (R9: 52) / 3000K / 787-1089lm
<b>TM-30</b>	rf: 90 / Rg: 99
<b>SDMC</b>	SDCM1
<b>GRUPPO DI RISCHIO</b>	RG1
<b>LM80</b>	L90B10 > 50000
<b>BEAMANGLE</b>	33°
<b>SPECIFICHE TECNICHE (SORGENTE LUMINOSA)</b>	1089lm // 8,6W // 127lm/W
<b>SPECIFICHE TECNICHE (APPARECCHIO DI ILLUMINAZIONE)</b>	828lm // 9,9W // 84lm/W

### Requisiti

MOUNTING KIT R82 TRIMLESS O.F.A.

MOUNTING KIT AIR 101







LED POWER SUPPLY 350 / 500mA-DC DIM (Remote)

## DEEP RINGO TRIMLESS LED 93033

202 144 811 932 B

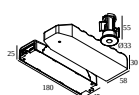
Per istruzioni di installazione dettagliate, consultare il manuale : [202\\_144\\_811\\_XXX\\_HAND.pdf](#)

### COMPATIBILITÀ DEL SOFFITTO

Ceiling Type	Mounting Kit	
 <b>System ceiling</b>	 15212 2000 - MOUNTING KIT R82 TRIMLESS O.F.A.	Required
 <b>Plasterboard</b>	 15212 2000 - MOUNTING KIT R82 TRIMLESS O.F.A.	Required
 <b>Stucanet</b>	 15212 2000 - MOUNTING KIT R82 TRIMLESS O.F.A.	Required
 <b>Concrete + plaster</b>	 15212 2000 - MOUNTING KIT R82 TRIMLESS O.F.A.	Required
 <b>Lintel + plaster</b>	 15212 2000 - MOUNTING KIT R82 TRIMLESS O.F.A.	Required
 <b>Hollow-core slab + plaster</b>	 15212 2000 - MOUNTING KIT R82 TRIMLESS O.F.A.	Required
 <b>Ventilation in plasterboard</b>	 29810 0010 - MOUNTING KIT SIDE AIR 101	Required
	 29810 0050 - MOUNTING KIT NO AIR 101	Required
	 29810 0100 - MOUNTING KIT SIDE AIR ONLY 1	Required
 <b>Ventilation in concrete + plaster</b>	 29810 0050 - MOUNTING KIT NO AIR 101	Required
	 29810 0200 - MOUNTING KIT TOP AIR ONLY 1	Required
	 29810 0210 - MOUNTING KIT TOP AIR 101	Required
 <b>Cold stretched ceiling</b>	 15212 0070 - MOUNTING KIT R82 TRIMLESS CSC	Required
 <b>Warm stretched ceiling</b>	 15212 0150 - MOUNTING KIT R82 TRIMLESS WSC	Required

### CONCLUDI CONFIGURAZIONE

#### Kit di emergenza



**21032 0270 B** EMERGENCY UNIT 7W / 1h + LED INDICATOR HOLDER B

Dimensione del foro (mm): 27



# DELTALIGHT

## DEEP RINGO TRIMLESS LED 93033


202 144 811 932 B

**21032 0270 W** EMERGENCY UNIT 7W / 1h + LED INDICATOR HOLDER W

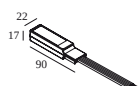


### Alimentatore per led

### # apparecchi

 # apparecchi indica quanti dispositivi possono essere collegati (min -> max) all'alimentatore. I valori prima e dopo il 'l' corrispondono rispettivamente alla corrente di pilotaggio minima e massima. I valori tra parentesi si applicano a 110V.

Corrente min. | Corrente max.

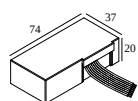


**300 48 350 ED1** LED POWER CONVERTER 48V-DC to 350 mA-DC / 15W DIM1

1

Tipo di regolazione: 1-10 V

Dimensione del foro (mm): 30

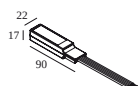


**300 48 350 ED5** LED POWER CONVERTER 48V-DC to 350 mA-DC / 15W DIM5

1

Tipo di regolazione: DALI

Dimensione del foro (mm): 45

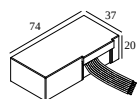


**300 48 350 MDL** LED POWER CONVERTER 48V-DC to 350 mA-DC / 15W MDL

1

Tipo di regolazione: non dimmerabile

Dimensione del foro (mm): 30

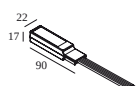


**300 48 350 WDL** LED POWER CONVERTER 48V-DC to 350 mA-DC / 15W WDL

1

Tipo di regolazione: WDL = dimmerabile senza fili

Dimensione del foro (mm): 45

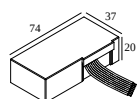


**300 48 500 ED1** LED POWER CONVERTER 48V-DC to 500 mA-DC / 22W DIM1

1

Tipo di regolazione: 1-10 V

Dimensione del foro (mm): 30

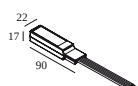


**300 48 500 ED5** LED POWER CONVERTER 48V-DC to 500 mA-DC / 22W DIM5

1

Tipo di regolazione: DALI

Dimensione del foro (mm): 45

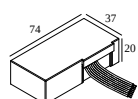


**300 48 500 MDL** LED POWER CONVERTER 48V-DC to 500 mA-DC / 22W MDL

1

Tipo di regolazione: non dimmerabile

Dimensione del foro (mm): 30



**300 48 500 WDL** LED POWER CONVERTER 48V-DC to 500 mA-DC / 22W WDL

1

Tipo di regolazione: WDL = dimmerabile senza fili

Dimensione del foro (mm): 45

## DEEP RINGO TRIMLESS LED 93033

202 144 811 932 B

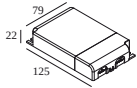


**300 90 61** LED POWER SUPPLY MULTI-POWER DIM6

2 | 2

**Tipo di regolazione: con taglio di fase o con pulsante na**

**Dimensione del foro (mm): 56**

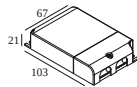


**300 90 63** LED POWER SUPPLY MULTI-POWER DIM9

4(4) | 4(4)

**Tipo di regolazione: 1-10 V o DALI o con pulsante na**

**Dimensione del foro (mm): 82**

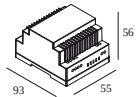


**300 90 64** LED POWER SUPPLY MULTI-POWER DIM7

2(1) | 2(1)

**Tipo di regolazione: 1-10 V o con pulsante na**

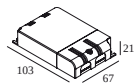
**Dimensione del foro (mm): 72**



**300 90 67** LED POWER CONVERTER 24V-DC TO MULTI CURRENT 48W DIM9

2

**Tipo di regolazione: 1-10 V o DALI o con pulsante na**

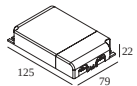


**300 90 68** LED POWER SUPPLY MULTI-POWER DIM5

2(2) | 2(1)

**Tipo di regolazione: DALI**

**Dimensione del foro (mm): 72**



**300 90 69** LED POWER SUPPLY MULTI-POWER HV DIM9

2->6(6) | 6(4)

**Tipo di regolazione: 1-10 V o DALI o con pulsante na**

**Dimensione del foro (mm): 84**

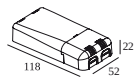


**300 90 124** LED POWER SUPPLY MULTI-POWER DIM7

3(2) | 2(1)

**Tipo di regolazione: 1-10 V o con pulsante na**

**Dimensione del foro (mm): 55**

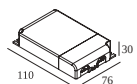


**300 90 125** LED POWER SUPPLY MULTI-POWER MINI DIM5

2(2) | 2(1)

**Tipo di regolazione: DALI**

**Dimensione del foro (mm): 55**

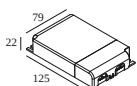


**300 90 135** LED POWER SUPPLY MULTI-POWER HV

3->3 | 2->3

**Tipo di regolazione: non dimmerabile**

**Dimensione del foro (mm): 90**



**21012 004W** LED POWER SUPPLY MULTI-POWER WDL

3(3) | 3(3)

**Tipo di regolazione: WDL = dimmerabile senza fili**

**Dimensione del foro (mm): 84**

# DELTALIGHT

## DEEP RINGO TRIMLESS LED 93033

202 144 811 932 B

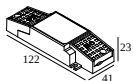


**21012 005W** LED POWER SUPPLY MULTI-POWER COMPACT WDL

3 | 3

**Tipo di regolazione: WDL = dimmerabile senza fili**

**Dimensione del foro (mm): 54**

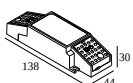


**21012 0258** LED POWER SUPPLY MULTI POWER 200-350 / 10W DIM8

1

**Tipo di regolazione: con taglio di fase**

**Dimensione del foro (mm): 50**

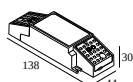


**21012 0278** LED POWER SUPPLY MULTI POWER 500-700 / 20W DIM8

1

**Tipo di regolazione: con taglio di fase**

**Dimensione del foro (mm): 55**

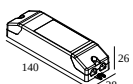


**21012 0288** LED POWER SUPPLY MULTI POWER 500-700 / 36W DIM8

2->3

**Tipo di regolazione: con taglio di fase**

**Dimensione del foro (mm): 55**

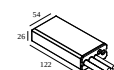


**21012 0298** LED POWER SUPPLY MULTI POWER 250-900 / 20W DIM8

2 | 2

**Tipo di regolazione: con taglio di fase**

**Dimensione del foro (mm): 48**

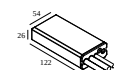


**21012 0480** LED POWER SUPPLY 350mA-DC / 17W IP68

2(2)

**Tipo di regolazione: non dimmerabile**

**Dimensione del foro (mm): 60**

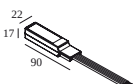


**21012 0500** LED POWER SUPPLY 500mA-DC / 24W IP68

2(1)

**Tipo di regolazione: non dimmerabile**

**Dimensione del foro (mm): 60**

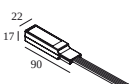


**21032 0295** LED POWER CONVERTER 48V-DC to 350 mA-DC / 15W DIM5

2

**Tipo di regolazione: DALI**

**Dimensione del foro (mm): 30**



**21032 0305** LED POWER CONVERTER 48V-DC to 500 mA-DC / 22W DIM5

2

**Tipo di regolazione: DALI**

**Dimensione del foro (mm): 30**

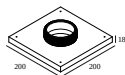
# DELTALIGHT

## DEEP RINGO TRIMLESS LED 93033

202 144 811 932 B

### Kit di montaggio

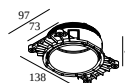
---



**15212 0070** MOUNTING KIT R82 TRIMLESS CSC



**15212 0150** MOUNTING KIT R82 TRIMLESS WSC



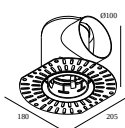
**15212 2000** MOUNTING KIT R82 TRIMLESS O.F.A.

Dimensione del foro (mm): 105



### Kit di montaggio - side air + light

---



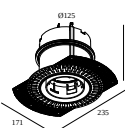
**29810 0010** MOUNTING KIT SIDE AIR 101

Dimensione del foro (mm): 168



### Kit di montaggio - top air + light

---



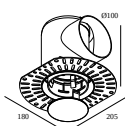
**29810 0210** MOUNTING KIT TOP AIR 101

Dimensione del foro (mm): 135



### Kit di montaggio - side air only

---



**29810 0100** MOUNTING KIT SIDE AIR ONLY 1

Dimensione del foro (mm): 168



# DELTALIGHT

## DEEP RINGO TRIMLESS LED 93033

202 144 811 932 B

### Kit di montaggio - top air only

---



**29810 0200** MOUNTING KIT TOP AIR ONLY 1



**Dimensione del foro (mm): 135**

### Kit di montaggio - no air

---



**29810 0050** MOUNTING KIT NO AIR 101



**Dimensione del foro (mm): 168**

Notes: