

# M-DOT.COM M4



The M-Dot.Com M4 is a petite magnetic downlight module with a cluster of 4 medium LED's. Despite its linear nature, the LED's are each precisely placed in order to generate a round pool of light. Dot.Com is an extensive family with surface & recessed solutions as well as linear wall wash.

Specification	
LED Aperture:	4 X 9/16"
Adjustability:	Fixed
Rating:	IP20

Performance	
LED Maintenance:	L80>60,000h
McAdam Step:	3
CRI:	90
*SP:	4 X 1.75W

Delivered Lumens	2700K			3000K			3500K		
	NS	MD	WS	NS	MD	WS	NS	MD	WS
M-Dot.Com M4:	461Lm	462Lm	454Lm	473Lm	474Lm	466Lm	492Lm	494Lm	485Lm

**Listing**

ETL certified to US and Canadian safety standards.

**Warranty**

5-year limited warranty.

## Ordering

ALL BOXES MUST BE FILLED IN TO CORRECTLY ORDER

Example: DTCM4-SPNS35F-B-B-M-D5

Luminaire	Trim Style	Shape	Power*	Optic	CCT	Function	Finish	Inner Finish	Application <sup>(1)</sup>	Controls
DTC DOT.COM	M Medium	4 4 LED	SP Standard Power	NS Narrow Spot 14°	27 2700K	F Fixed	B Black	B Black	M <sup>(2)</sup> Shiftline M26H / Shiftline M26H + SBL <sup>(3)</sup> / C Chromed MMAT Gold Matte	MDL <sup>(3)</sup> 0-10V dim via Modulator  D5 Dali dim  WD <sup>(3)</sup> Wireless dim
				MD Medium Spot 32°	30 3000K					
				WS Medium Wide Spot 49°	35 3500K					

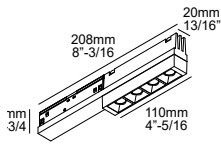
<sup>1</sup> Profile system hardware specified separately.  
<sup>2</sup> Not compatible with Splitline M52; compatible with all other Shiftline & Splitline Magnetic Profiles.  
<sup>3</sup> Shiftline M26H + SBL only available with Controls D5.

## Related Products

M-Inform, M-Jum-Oh, M-Dot.Com Wallwash, Dot.Com

## Finish Options


### M-DOT.COM M4



For Application M  
(not compatible with  
Splitline M52 Profile)



BLACK  
(shown in Splitline M20)



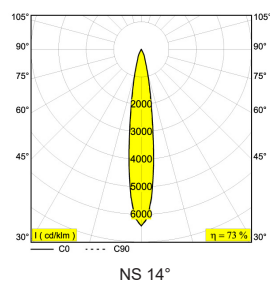
BLACK CHROMED  
(shown in Splitline M20)



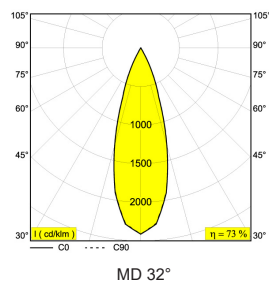
BLACK - GOLD MMAT  
(shown in Splitline M20)

## Photometric Data

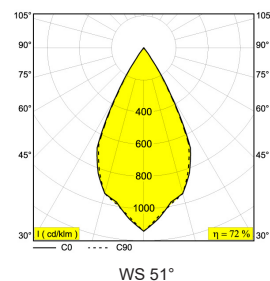
### DOT.COM M4



NS 14°



MD 32°



WS 51°

## Installation Options

Delta Light's Magnetic Systems all utilize 48V remote power supplies. With a maximum of 96W per power supply, the below details maximum magnetic modules per power feed.

Maximum Capacity per Remote Power Supply	M-Dot.Com M4
Remote Power Supply	14

**FOR SYSTEM HARDWARE, REFER TO THE FOLLOWING PROFILE SYSTEMS:**  
 Shiftline M26H (surface/suspended, high-height, optional curved corner connectors)  
 Shiftline M26H + SBL (surface/suspended, high-height, integral continuous light line)  
 Shiftline M26L (surface/suspended, low-height, stacking possible)  
 Splitline M20 (recessed, knife-edge, optional curved corner connectors)  
 Splitline M20 ST (recessed, small trim)

As technology changes, please use information above as guidance. For most recent updated information please contact factory. Specifications subject to change without notice.