



SPY 20 L TRIMLESS 92730

27217 9220 W

BESCHIKBAAR IN

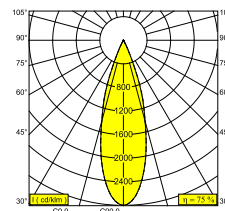
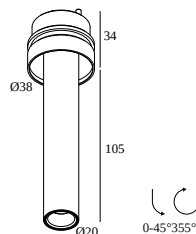
ZWART 27217 9220 B

FLEMISH BRONZE 27217 9220 FBR

FLEMISH GOLD 27217 9220 FG

GOUD KLEUR 27217 9220 GC

WIT 27217 9220 W



Bekijk op website



Algemene info

LOCATIE	binnen
INSTALLATIE	Plafond Inbouw
ZAAGMAAT/OPENING (MM)	rond - Ø KIT
INBOUWDIEPTE (MM)	75
STOF EN WATERDICHTHEID	IP20
GEWICHT (KG)	0.2
RICHTBAARHEID	0° tot 45° zwenkbaar, 355° roteerbaar
INFO	REFLECTOR FL-30° EXCL.LED POWER SUPPLY 350-1050mA-DC SPY 20 TUBE B included

Elektrische info

KLASSE	III
DIM TYPE	afhankelijk van de te kiezen externe voeding
ENERGIE KLASSE	F
CERTIFICATEN	CB, ENEC

Info lichtbron

LIGHTSOURCE NAME	LED
LICHTBRON	LED array 1-3,1W / CRI>90 (R9: 55) / 2700K / 120-305lm
TM-30-15 WAARDEN	rf: 91 / Rg:100
SDCM	SDCM3
RISK-GROEP	RG2
LM80	L90B10 > 150000
BEAMANGLE	30°
LED TECHNIEK (LICHTBRON)	305lm // 3,1W // 99lm/W
LED TECHNIEK (TOESTEL)	230lm // 3,6W // 64lm/W

Benodigdheden

MOUNTING KIT SPY 20 L TRIMLESS

LED POWER SUPPLY 350 / 500 / 700 / 1050mA-DC DIM (Remote)

Voor gedetailleerde montage gegevens, consulteer de handleiding : [27217_XXX0_HAND.pdf](#)

DELTALIGHT

SPY 20 L TRIMLESS 92730

27217 9220 W

PLAFOND COMPATIBILITEIT

Ceiling Type	Mounting Kit	
 System ceiling	 15212 2060 - MOUNTING KIT SPY 20 L TRIMLESS	Required
 Plasterboard	 15212 2060 - MOUNTING KIT SPY 20 L TRIMLESS	Required
 Stucanet	 15212 2060 - MOUNTING KIT SPY 20 L TRIMLESS	Required

VERVOLLEDIG UW SPECIFICATIE

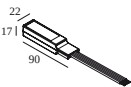
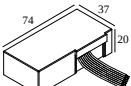
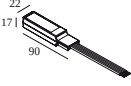
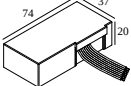
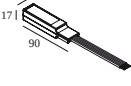
LED voedingen

armaturen



armaturen geeft aan hoeveel toestellen op de voeding kunnen worden aangesloten (min -> max). De waarden vóór en na de '|' komen respectievelijk overeen met de minimale en maximale aanstroom. Waarden tussen haakjes zijn van toepassing op 110V.

Min. stroom | Max. stroom

	300 48 350 ED1 LED POWER CONVERTER 48V-DC to 350 mA-DC / 15W DIM1 Dimtype: 1-10V Uitsparingsmaat (mm): 30	3->14 <input type="checkbox"/>
	300 48 350 ED5 LED POWER CONVERTER 48V-DC to 350 mA-DC / 15W DIM5 Dimtype: DALI Uitsparingsmaat (mm): 45	3->14 <input type="checkbox"/>
	300 48 350 MDL LED POWER CONVERTER 48V-DC to 350 mA-DC / 15W MDL Dimtype: niet dimbaar Uitsparingsmaat (mm): 30	3->14 <input type="checkbox"/>
	300 48 350 WDL LED POWER CONVERTER 48V-DC to 350 mA-DC / 15W WDL Dimtype: WDL = draadloos Uitsparingsmaat (mm): 45	3->14 <input type="checkbox"/>
	300 48 500 ED1 LED POWER CONVERTER 48V-DC to 500 mA-DC / 22W DIM1 Dimtype: 1-10V Uitsparingsmaat (mm): 30	3->14 <input type="checkbox"/>

DELTALIGHT

SPY 20 L TRIMLESS 92730

27217 9220 W



300 48 500 ED5 LED POWER CONVERTER 48V-DC to 500 mA-DC / 22W DIM5

3->14

Dimtype: DALI

Uitsparingsmaat (mm): 45



300 48 500 MDL LED POWER CONVERTER 48V-DC to 500 mA-DC / 22W MDL

3->14

Dimtype: niet dimbaar

Uitsparingsmaat (mm): 30



300 48 500 WDL LED POWER CONVERTER 48V-DC to 500 mA-DC / 22W WDL

3->14

Dimtype: WDL = draadloos

Uitsparingsmaat (mm): 45



300 48 700 ED1 LED POWER CONVERTER 48V-DC to 700 mA-DC / 25W DIM1

3->14

Dimtype: 1-10V

Uitsparingsmaat (mm): 30



300 48 700 ED5 LED POWER CONVERTER 48V-DC to 700 mA-DC / 25W DIM5

3->14

Dimtype: DALI

Uitsparingsmaat (mm): 45



300 48 700 MDL LED POWER CONVERTER 48V-DC to 700 mA-DC / 25W MDL

3->14

Dimtype: niet dimbaar

Uitsparingsmaat (mm): 30



300 48 700 WDL LED POWER CONVERTER 48V-DC to 700 mA-DC / 25W WDL

3->14

Dimtype: WDL = draadloos

Uitsparingsmaat (mm): 45



300 90 61 LED POWER SUPPLY MULTI-POWER DIM6

16 | 16 | 16

Dimtype: net-dimbaar (fase afsnijding) of met drukknop

Uitsparingsmaat (mm): 56



300 90 63 LED POWER SUPPLY MULTI-POWER DIM9

26(25) | 25(25) | 24(19) | 19(12)

Dimtype: 1-10V of DALI of drukknop

Uitsparingsmaat (mm): 82



300 90 64 LED POWER SUPPLY MULTI-POWER DIM7

4->18(15) | 17(10) | 16(7)

Dimtype: 1-10V of met drukknop

Uitsparingsmaat (mm): 72

DELTALIGHT

SPY 20 L TRIMLESS 92730

27217 9220 W



300 90 67

LED POWER CONVERTER 24V-DC TO MULTI CURRENT 48W DIM9

3->15 | 3->15 | 3->15



Dimtype: 1-10V of DALI of drukknop



300 90 68

LED POWER SUPPLY MULTI-POWER DIM5

2->17(15) | 2->17(10) | 2->15(7) | -



Dimtype: DALI

Uitsparingsmaat (mm): 72



300 90 69

LED POWER SUPPLY MULTI-POWER HV DIM9

8->40(39) | 40(28) | 29(19) | -



Dimtype: 1-10V of DALI of drukknop

Uitsparingsmaat (mm): 84



300 90 124

LED POWER SUPPLY MULTI-POWER DIM7

6->17(15) | 2->14(10) | 2->10(7) | -



Dimtype: 1-10V of met drukknop

Uitsparingsmaat (mm): 55



300 90 125

LED POWER SUPPLY MULTI-POWER MINI DIM5

4->17(15) | 2->14(10) | 2->9(7) | -



Dimtype: DALI

Uitsparingsmaat (mm): 55



300 90 135

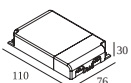
LED POWER SUPPLY MULTI-POWER HV

17->29 | 12->29 | 10->30 | 10->23



Dimtype: niet dimbaar

Uitsparingsmaat (mm): 90



300 90 136

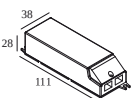
LED POWER SUPPLY MULTI-POWER HC DIM9

15(12)



Dimtype: 1-10V of DALI of drukknop

Uitsparingsmaat (mm): 90



300 90 148

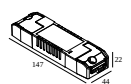
LED POWER SUPPLY 1050mA-DC / 22W

7(3)



Dimtype: niet dimbaar

Uitsparingsmaat (mm): 48



21012 0010

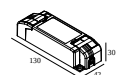
LED POWER SUPPLY MULTI POWER

6->15 | 4->15 | 4->15 | 4->13



Dimtype: niet dimbaar

Uitsparingsmaat (mm): 50



21012 0021

LED POWER SUPPLY MULTI POWER DIM1

4->19 | 4->19 | 4->17 | 4->12



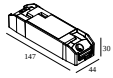
Dimtype: 1-10V

Uitsparingsmaat (mm): 54

DELTALIGHT

SPY 20 L TRIMLESS 92730

27217 9220 W

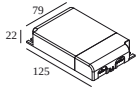


21012 0035 LED POWER SUPPLY MULTI POWER DIM5

4->19 | 4->19 | 4->18 | 4->12

Dimtype: DALI

Uitsparingsmaat (mm): 54

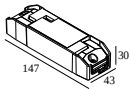


21012 004W LED POWER SUPPLY MULTI-POWER WDL

25(25) | 25(25) | 25(20) | 20(13)

Dimtype: WDL = draadloos

Uitsparingsmaat (mm): 84

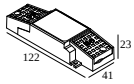


21012 005W LED POWER SUPPLY MULTI-POWER COMPACT WDL

4->19 | 4->19 | 4->17 | 4->12

Dimtype: WDL = draadloos

Uitsparingsmaat (mm): 54

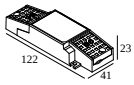


21012 0258 LED POWER SUPPLY MULTI POWER 200-350 / 10W DIM8

7->10

Dimtype: net-dimbaar (fase afsnijding)

Uitsparingsmaat (mm): 50

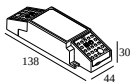


21012 0268 LED POWER SUPPLY MULTI POWER 200-350 / 15W DIM8

10->15 | - | - | -

Dimtype: net-dimbaar (fase afsnijding)

Uitsparingsmaat (mm): 50

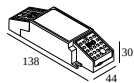


21012 0278 LED POWER SUPPLY MULTI POWER 500-700 / 20W DIM8

6->10 | 6->9 | -

Dimtype: net-dimbaar (fase afsnijding)

Uitsparingsmaat (mm): 55

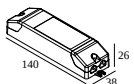


21012 0288 LED POWER SUPPLY MULTI POWER 500-700 / 36W DIM8

12->18 | 12->17 | -

Dimtype: net-dimbaar (fase afsnijding)

Uitsparingsmaat (mm): 55

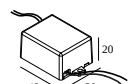


21012 0298 LED POWER SUPPLY MULTI POWER 250-900 / 20W DIM8

3->15 | 3->14 | 3->9 | -

Dimtype: net-dimbaar (fase afsnijding)

Uitsparingsmaat (mm): 48

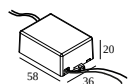


21012 0308 LED POWER SUPPLY 350mA / 7,35W DIM8

5->7

Dimtype: net-dimbaar (fase afsnijding)

Uitsparingsmaat (mm): 40



21012 0318 LED POWER SUPPLY 500mA / 10W DIM8

5->7

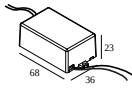
Dimtype: net-dimbaar (fase afsnijding)

Uitsparingsmaat (mm): 40

DELTALIGHT

SPY 20 L TRIMLESS 92730

27217 9220 W

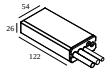


21012 0328 LED POWER SUPPLY 700mA / 15W DIM8

5->7

Dimtype: net-dimbaar (fase afsnijding)

Uitsparingsmaat (mm): 40

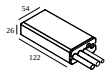


21012 0480 LED POWER SUPPLY 350mA-DC / 17W IP68

2->17(15)

Dimtype: niet dimbaar

Uitsparingsmaat (mm): 60

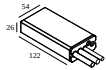


21012 0490 LED POWER SUPPLY 700mA-DC / 30W IP68

2->14(7)

Dimtype: niet dimbaar

Uitsparingsmaat (mm): 60

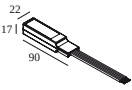


21012 0500 LED POWER SUPPLY 500mA-DC / 24W IP68

2->17(10)

Dimtype: niet dimbaar

Uitsparingsmaat (mm): 60

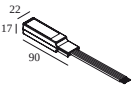


21032 0295 LED POWER CONVERTER 48V-DC to 350 mA-DC / 15W DIM5

3->15

Dimtype: DALI

Uitsparingsmaat (mm): 30

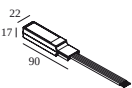


21032 0305 LED POWER CONVERTER 48V-DC to 500 mA-DC / 22W DIM5

3->15

Dimtype: DALI

Uitsparingsmaat (mm): 30



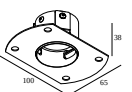
21032 0315 LED POWER CONVERTER 48V-DC to 700 mA-DC / 25W DIM5

3->14

Dimtype: DALI

Uitsparingsmaat (mm): 30

Montage kit



15212 2060 MOUNTING KIT SPY 20 L TRIMLESS

Uitsparingsmaat (mm): 50

Notes:

DELTALIGHT

SPY 20 L TRIMLESS 92730

27217 9220 W