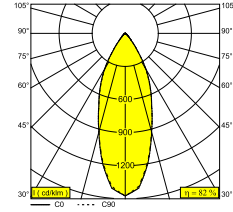
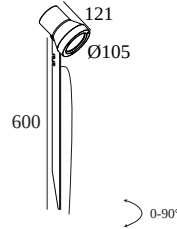




## KIX II HP PIN 93030

13535 9320 N

AVAILABLE IN  
**ALU GREY** 13535 9320 A  
**ANTHRACITE** 13535 9320 N  
**PINE GREEN** 13535 9320 PGR



 [View on website](#)



### General info

<b>LOCATION</b>	outdoor
<b>INSTALLATION</b>	Floor Surface mounted
<b>INGRESS PROTECTION</b>	IP65
<b>PROTECTION AGAINST MECHANICAL IMPACT</b>	IK03
<b>WEIGHT (KG)</b>	1
<b>ADJUSTABILITY</b>	180° swiveling, 360° rotatable
<b>INFORMATION</b>	REFLECTOR FL-30° INCL.1 x CABLE H05 RN-F 2 x 1mm <sup>2</sup> 2m EXCL.LED POWER SUPPLY 500mA-DC

### Electrical info

<b>CLASS</b>	III
<b>DIM TYPE</b>	depending on power supply
<b>ENERGY CLASS</b>	D
<b>CERTIFICATES</b>	CB, ENEC

### Lightsource info

<b>LIGHTSOURCE NAME</b>	LED
<b>LIGHTSOURCE</b>	LED array 16,3W / CRI>90 (R9: 52) / 3000K / 2309lm
<b>TM-30 VALUES</b>	rf: 90 / Rg: 99
<b>SDCM</b>	SDCM1
<b>RISKGROUP</b>	RG1
<b>LM80</b>	L90B10 > 50000
<b>BEAMANGLE</b>	30°
<b>LED TECHNICS (LIGHT SOURCE)</b>	2309lm // 16,3W // 142lm/W
<b>LED TECHNICS (LUMINAIRE)</b>	1888lm // 18,7W // 101lm/W

### Requirements

LED POWER SUPPLY 500mA-DC DIM

### Options

CBOX  
 IP68 CONNECTION KIT  
 IP68 CONNECTOR 3P

### Accessories

KAP KIX  
 HONEYCOMB KIX

# DELTALIGHT

## KIX II HP PIN 93030

13535 9320 N

For detailed installation instructions, please consult the manual : [13535\\_XXX0\\_HAND.pdf](#)

### FINISH YOUR SPECIFICATION

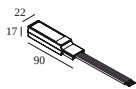
#### LED power supplies

#### # of Fixtures



# of fixtures indicates how many devices can be connected (min -> max) to the power supply. The values before and after the '|' correspond respectively with the minimum and maximum driving current. Values between brackets are applicable to 110V.

Min current | Max current

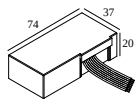


**300 48 500 ED1** LED POWER CONVERTER 48V-DC to 500 mA-DC / 22W DIM1

1

Dimtype: 1-10V

Cutout dimension (mm): 30

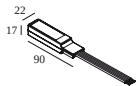


**300 48 500 ED5** LED POWER CONVERTER 48V-DC to 500 mA-DC / 22W DIM5

1

Dimtype: DALI

Cutout dimension (mm): 45

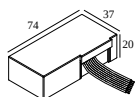


**300 48 500 MDL** LED POWER CONVERTER 48V-DC to 500 mA-DC / 22W MDL

1

Dimtype: non-dimmable

Cutout dimension (mm): 30

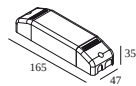


**300 48 500 WDL** LED POWER CONVERTER 48V-DC to 500 mA-DC / 22W WDL

1

Dimtype: WDL = wireless dimmable

Cutout dimension (mm): 45

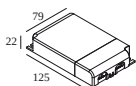


**300 90 61** LED POWER SUPPLY MULTI-POWER DIM6

1

Dimtype: mains (phase cut-off) or push button

Cutout dimension (mm): 56

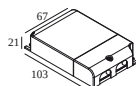


**300 90 63** LED POWER SUPPLY MULTI-POWER DIM9

2(2)

Dimtype: 1-10V or DALI or push button

Cutout dimension (mm): 82



**300 90 64** LED POWER SUPPLY MULTI-POWER DIM7

1(0)

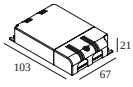
Dimtype: 1-10V or push button

Cutout dimension (mm): 72

# DELTALIGHT

## KIX II HP PIN 93030

13535 9320 N

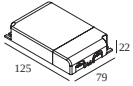


**300 90 68** LED POWER SUPPLY MULTI-POWER DIM5

1(0)

**Dimtype: DALI**

**Cutout dimension (mm): 72**

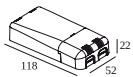


**300 90 69** LED POWER SUPPLY MULTI-POWER HV DIM9

3(2)

**Dimtype: 1-10V or DALI or push button**

**Cutout dimension (mm): 84**



**300 90 124** LED POWER SUPPLY MULTI-POWER DIM7

1(0)

**Dimtype: 1-10V or push button**

**Cutout dimension (mm): 55**

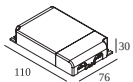


**300 90 125** LED POWER SUPPLY MULTI-POWER MINI DIM5

1(0)

**Dimtype: DALI**

**Cutout dimension (mm): 55**

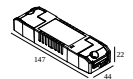


**300 90 135** LED POWER SUPPLY MULTI-POWER HV

2->2

**Dimtype: non-dimmable**

**Cutout dimension (mm): 90**

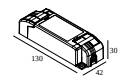


**21012 0010** LED POWER SUPPLY MULTI POWER

1

**Dimtype: non-dimmable**

**Cutout dimension (mm): 50**

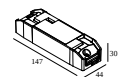


**21012 0021** LED POWER SUPPLY MULTI POWER DIM1

1

**Dimtype: 1-10V**

**Cutout dimension (mm): 54**

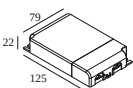


**21012 0035** LED POWER SUPPLY MULTI POWER DIM5

1

**Dimtype: DALI**

**Cutout dimension (mm): 54**

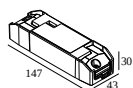


**21012 004W** LED POWER SUPPLY MULTI-POWER WDL

2(2)

**Dimtype: WDL = wireless dimmable**

**Cutout dimension (mm): 84**



**21012 005W** LED POWER SUPPLY MULTI-POWER COMPACT WDL

1

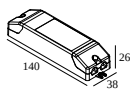
**Dimtype: WDL = wireless dimmable**

**Cutout dimension (mm): 54**

# DELTALIGHT

## KIX II HP PIN 93030

13535 9320 N

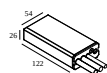


**21012 0298** LED POWER SUPPLY MULTI POWER 250-900 / 20W DIM8

1

**Dimtype: mains (phase cut-off)**

**Cutout dimension (mm): 48**

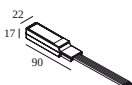


**21012 0500** LED POWER SUPPLY 500mA-DC / 24W IP68

1(0)

**Dimtype: non-dimmable**

**Cutout dimension (mm): 60**



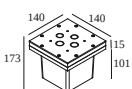
**21032 0305** LED POWER CONVERTER 48V-DC to 500 mA-DC / 22W DIM5

1

**Dimtype: DALI**

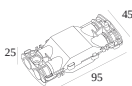
**Cutout dimension (mm): 30**

### Waterproof connection parts



**216 12 00** CBOX

**Cutout dimension (mm): 142 x 142**

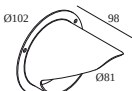


**216 12 01** IP68 CONNECTION KIT

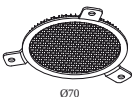


**216 12 02** IP68 CONNECTOR 3P

### Light altering devices



**232 10 00 N** KAP KIX N



**232 10 03 N** HONEYCOMB KIX N

# DELTALIGHT

## **KIX II HP PIN 93030**

13535 9320 N

Notes: