



PUNK 621 C 92733 DIM8

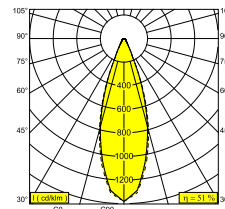
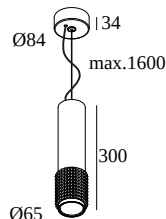
471 321 811 922 ED8 B

DISPONIBLE EN

NOIR 471 321 811 922 ED8 B

NOIR PUR 471 321 811 922 ED8 BP

COULEUR OR 471 321 811 922 ED8 GC



 [Voir sur le site Web](#)



| Informations générales | |
|-----------------------------|--|
| EMPLACEMENT | interieur |
| INSTALLATION | Plafond Suspendu |
| INDICE DE PROTECTION | IP20 |
| POIDS (KG) | 0.9 |
| ORIENTATION | non réglable |
| INFORMATIONS | REFLECTOR FL-33° INCL.DIMMABLE LED POWER SUPPLY 350mA-DC INCL.1 x CABLE SUSPENSION SINGLE AUTO. 1.6m INCL.1 x CABLE 2 x 0.75mm ² |

| Informations électriques | |
|--------------------------|--------------------|
| ÉLECTRIQUE | 220-240V / 50-60Hz |
| CLASSE | I |
| ALIMENTATION | YES |
| TYPE DIM | fin de phase |
| CLASSE D'ÉNERGIE | D |
| CERTIFICATS | CB, EAC, ENEC, RCM |

| Info Source lumineuse | |
|--|--|
| LIGHTSOURCE NAME | LED |
| SOURCE DE LUMIÈRE | LED array 5,8W / CRI>90 (R9: 60) / 2700K / 753lm |
| VALEURS TM-30 | rf: 89 / Rg: 100 |
| SDCM | SDCM1 |
| GROUPE DE RISQUE | RG1 |
| LM80 | L90B10 > 50000 |
| BEAMANGLE | 33° |
| TECHNIQUES LED (SOURCE LUMINEUSE) | 753lm // 5,8W // 129lm/W |
| TECHNIQUES LED (LUMINAIRE) | 387lm // 6,7W // 58lm/W |

| Références obligatoires | |
|-------------------------|--|
| SPY TUBE | |

| Références optionnelles | |
|----------------------------------|--|
| SUSPENSION + CONNECTION TRIMLESS | |
| COVERSET R 90-100 | |

| Accessoires | |
|-----------------------|--|
| HONEYCOMB 50 | |
| LINEAR SPREAD LENS 50 | |
| SPREAD LENS 50 | |
| SOFTENING LENS 50 | |

DELTALIGHT

PUNK 621 C 92733 DIM8

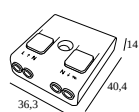
471 321 811 922 ED8 B

GLASS SBL 50

Pour des instructions d'installation détaillées, veuillez consulter le manuel : [471_321_811_XXX_ED8_HAND.pdf](#)

TERMINEZ VOTRE SPÉCIFICATION

Equipements de contrôle divers

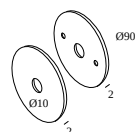


300 90 004 ED8 WIRELESS CONTROL DIM8

Type de gradation: WDL = dimmable sans fil

Dimension de découpe (mm): 40

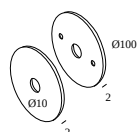
les sets pour recouvrement plafond



204 00 90 ANO COVERSET R 90 ANO

204 00 90 B COVERSET R 90 B

204 00 90 W COVERSET R 90 W

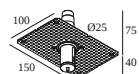


204 00 100 ANO COVERSET R 100 ANO

204 00 100 B COVERSET R 100 B

204 00 100 W COVERSET R 100 W

les accessoires de suspension



328 10 02 SUSPENSION + CONNECTION TRIMLESS O.F.A.

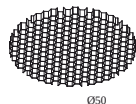
Dimension de découpe (mm): 62 (CONCRETE: 102)

DELTALIGHT

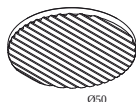
PUNK 621 C 92733 DIM8

471 321 811 922 ED8 B

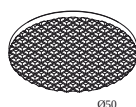
modifier les dispositifs de lumière



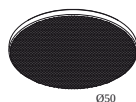
413 03 01 B HONEYCOMB 50 B



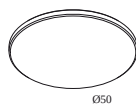
413 03 02 LINEAR SPREAD LENS 50



413 03 03 SPREAD LENS 50

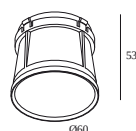


413 03 04 SOFTENING LENS 50



413 03 05 GLASS SBL 50

Terminez votre produit



414 01 00 B SPY TUBE B

414 01 00 FBR SPY TUBE FBR

414 01 00 FG SPY TUBE FG

414 01 00 MMAT SPY TUBE MMAT

414 01 00 SG SPY TUBE SG

414 01 00 W SPY TUBE W

DELTALIGHT

PUNK 621 C 92733 DIM8

471 321 811 922 ED8 B

Notes: