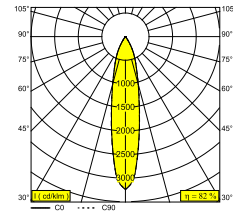
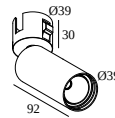




SPY 39 TRIMLESS IN 93020

24123 9320 FG

BESCHIKBAAR IN
ZWART 24123 9320 B
ALU GEBORSTELD 24123 9320 BRA
GEBORSTELD ANTRACIET 24123 9320 BRAT
GEBORSTELD KOPER 24123 9320 BRCU
GEBORSTELD GOUD 24123 9320 BRG
GEBORSTELD OUD BRONS 24123 9320 BROB
FLEMISH BRONZE 24123 9320 FBR
FLEMISH GOLD 24123 9320 FG
VOLLEDIG WIT 24123 9320 FW
GOUD KLEUR 24123 9320 GC
PIANO ZWART 24123 9320 PB
WIT 24123 9320 W



Bekijk op website



Algemene info

LOCATIE	binnen
INSTALLATIE	Plafond Inbouw
ZAAGMAAT/OPENING (MM)	rond - Ø KIT
INBOUWDIEPTE (MM)	130
STOF EN WATERDICHTHEID	IP20
GEWICHT (KG)	0.4
RICHTBAARHEID	0° tot 85° zwenkbaar, 355° roteerbaar
INFO	REFLECTOR FL-20° EXCL.LED POWER SUPPLY 350-500mA-DC

Elektrische info

KLASSE	III
DIM TYPE	afhankelijk van de te kiezen externe voeding
ENERGIE KLASSE	D
CERTIFICATES	CB, ENEC

Info lichtbron

LIGHTSOURCE NAME	LED
LICHTBRON	LED array 5,8-8,6W / CRI>90 (R9: 52) / 3000K / 787-1089lm
TM-30 WAARDEN	rf: 90 / Rg: 99
SMD	SDCM1
RISK-GROEP	RG1
LM80	L90B10 > 50000
BEAMANGLE	20°
LED TECHNIEK (LICHTBRON)	1089lm // 8,6W // 127lm/W
LED TECHNIEK (TOESTEL)	888lm // 9,9W // 90lm/W

Benodigdheden

SPY 39 TUBE or VISOR 39
MOUNTING KIT SPY 39 TRIMLESS IN
LED POWER SUPPLY 350 / 500mA-DC DIM (Remote)













DELTALIGHT

SPY 39 TRIMLESS IN 93020

24123 9320 FG

Voor gedetailleerde montage gegevens, consulteer de handleiding : [24123_XXX0_HAND.pdf](#)

PLAFOND COMPATIBILITEIT

Ceiling Type	Mounting Kit	
 System ceiling	 24144 0050 - MOUNTING KIT SPY 39 TRIMLESS IN	Required
 Plasterboard	 24144 0050 - MOUNTING KIT SPY 39 TRIMLESS IN	Required
 Stucanet	 24144 0050 - MOUNTING KIT SPY 39 TRIMLESS IN	Required
 Concrete + plaster	 24144 0050 - MOUNTING KIT SPY 39 TRIMLESS IN	Required
 Lintel + plaster	 24144 0050 - MOUNTING KIT SPY 39 TRIMLESS IN	Required
 Hollow-core slab + plaster	 24144 0050 - MOUNTING KIT SPY 39 TRIMLESS IN	Required

VERVOLLEDIG UW SPECIFICATIE

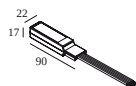
LED voedingen

armaturen



armaturen geeft aan hoeveel toestellen op de voeding kunnen worden aangesloten (min -> max). De waarden vóór en na de '!' komen respectievelijk overeen met de minimale en maximale aanstroom. Waarden tussen haakjes zijn van toepassing op 110V.

Min. stroom | Max. stroom

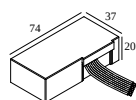


300 48 350 ED1 LED POWER CONVERTER 48V-DC to 350 mA-DC / 15W DIM1

2

Dimtype: 1-10V

Uitsparingsmaat (mm): 30

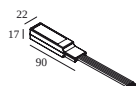


300 48 350 ED5 LED POWER CONVERTER 48V-DC to 350 mA-DC / 15W DIM5

2

Dimtype: DALI

Uitsparingsmaat (mm): 45



300 48 350 MDL LED POWER CONVERTER 48V-DC to 350 mA-DC / 15W MDL

2

Dimtype: niet dimbaar

Uitsparingsmaat (mm): 30

DELTALIGHT

SPY 39 TRIMLESS IN 93020

24123 9320 FG



300 48 350 WDL LED POWER CONVERTER 48V-DC to 350 mA-DC / 15W WDL

2

Dimtype: WDL = draadloos

Uitsparingsmaat (mm): 45



300 48 500 ED1 LED POWER CONVERTER 48V-DC to 500 mA-DC / 22W DIM1

2

Dimtype: 1-10V

Uitsparingsmaat (mm): 30



300 48 500 ED5 LED POWER CONVERTER 48V-DC to 500 mA-DC / 22W DIM5

2

Dimtype: DALI

Uitsparingsmaat (mm): 45



300 48 500 MDL LED POWER CONVERTER 48V-DC to 500 mA-DC / 22W MDL

2

Dimtype: niet dimbaar

Uitsparingsmaat (mm): 30

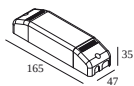


300 48 500 WDL LED POWER CONVERTER 48V-DC to 500 mA-DC / 22W WDL

2

Dimtype: WDL = draadloos

Uitsparingsmaat (mm): 45



300 90 61 LED POWER SUPPLY MULTI-POWER DIM6

2 | 2

Dimtype: net-dimbaar (fase afsnijding) of met drukknop

Uitsparingsmaat (mm): 56



300 90 63 LED POWER SUPPLY MULTI-POWER DIM9

4(4) | 4(4)

Dimtype: 1-10V of DALI of drukknop

Uitsparingsmaat (mm): 82



300 90 64 LED POWER SUPPLY MULTI-POWER DIM7

2(2) | 2(1)

Dimtype: 1-10V of met drukknop

Uitsparingsmaat (mm): 72



300 90 67 LED POWER CONVERTER 24V-DC TO MULTI CURRENT 48W DIM9

2 | -

Dimtype: 1-10V of DALI of drukknop



300 90 68 LED POWER SUPPLY MULTI-POWER DIM5

2(2) | 2(1)

Dimtype: DALI

Uitsparingsmaat (mm): 72

DELTALIGHT

SPY 39 TRIMLESS IN 93020

24123 9320 FG



300 90 69 LED POWER SUPPLY MULTI-POWER HV DIM9

2->6(6) | 6(4)

Dimtype: 1-10V of DALI of drukknop

Uitsparingsmaat (mm): 84



300 90 124 LED POWER SUPPLY MULTI-POWER DIM7

3(2) | 2(1)

Dimtype: 1-10V of met drukknop

Uitsparingsmaat (mm): 55

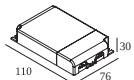


300 90 125 LED POWER SUPPLY MULTI-POWER MINI DIM5

2(2) | 2(1)

Dimtype: DALI

Uitsparingsmaat (mm): 55

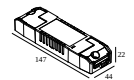


300 90 135 LED POWER SUPPLY MULTI-POWER HV

3->4 | 2->4

Dimtype: niet dimbaar

Uitsparingsmaat (mm): 90

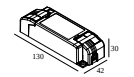


21012 0010 LED POWER SUPPLY MULTI POWER

2 | 2

Dimtype: niet dimbaar

Uitsparingsmaat (mm): 50

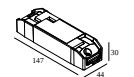


21012 0021 LED POWER SUPPLY MULTI POWER DIM1

3 | 3

Dimtype: 1-10V

Uitsparingsmaat (mm): 54

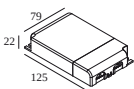


21012 0035 LED POWER SUPPLY MULTI POWER DIM5

3 | 3

Dimtype: DALI

Uitsparingsmaat (mm): 54

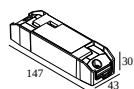


21012 004W LED POWER SUPPLY MULTI-POWER WDL

4(4) | 3(3)

Dimtype: WDL = draadloos

Uitsparingsmaat (mm): 84

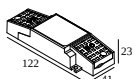


21012 005W LED POWER SUPPLY MULTI-POWER COMPACT WDL

3 | 3

Dimtype: WDL = draadloos

Uitsparingsmaat (mm): 54



21012 0268 LED POWER SUPPLY MULTI POWER 200-350 / 15W DIM8

2->2 | 0

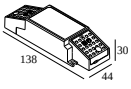
Dimtype: net-dimbaar (fase afsnijding)

Uitsparingsmaat (mm): 50

DELTALIGHT

SPY 39 TRIMLESS IN 93020

24123 9320 FG

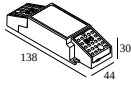


21012 0278 LED POWER SUPPLY MULTI POWER 500-700 / 20W DIM8

1

Dimtype: net-dimbaar (fase afsnijding)

Uitsparingsmaat (mm): 55

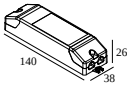


21012 0288 LED POWER SUPPLY MULTI POWER 500-700 / 36W DIM8

2->3

Dimtype: net-dimbaar (fase afsnijding)

Uitsparingsmaat (mm): 55

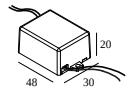


21012 0298 LED POWER SUPPLY MULTI POWER 250-900 / 20W DIM8

2 | 2

Dimtype: net-dimbaar (fase afsnijding)

Uitsparingsmaat (mm): 48

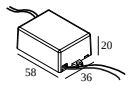


21012 0308 LED POWER SUPPLY 350mA / 7,35W DIM8

1

Dimtype: net-dimbaar (fase afsnijding)

Uitsparingsmaat (mm): 40

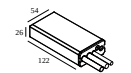


21012 0318 LED POWER SUPPLY 500mA / 10W DIM8

1

Dimtype: net-dimbaar (fase afsnijding)

Uitsparingsmaat (mm): 40

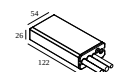


21012 0480 LED POWER SUPPLY 350mA-DC / 17W IP68

2(2)

Dimtype: niet dimbaar

Uitsparingsmaat (mm): 60

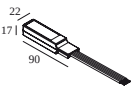


21012 0500 LED POWER SUPPLY 500mA-DC / 24W IP68

2(1)

Dimtype: niet dimbaar

Uitsparingsmaat (mm): 60

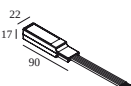


21032 0295 LED POWER CONVERTER 48V-DC to 350 mA-DC / 15W DIM5

2

Dimtype: DALI

Uitsparingsmaat (mm): 30



21032 0305 LED POWER CONVERTER 48V-DC to 500 mA-DC / 22W DIM5

2

Dimtype: DALI

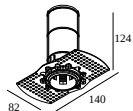
Uitsparingsmaat (mm): 30

DELTALIGHT

SPY 39 TRIMLESS IN 93020

24123 9320 FG

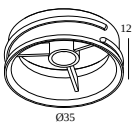
Montage kit



24144 0050 MOUNTING KIT SPY 39 TRIMLESS IN

Uitsparingsmaat (mm): 82

Licht veranderende onderdelen



24144 0030 B VISOR 39 B

Maak je product af



24144 0010 B SPY 39 TUBE B

24144 0010 FBR SPY 39 TUBE FBR

24144 0010 FG SPY 39 TUBE FG

24144 0010 GC SPY 39 TUBE GC

24144 0010 W SPY 39 TUBE W



24144 0070 SPY 39 TUBE SBL

Notes: