



## SUPERLOOP-SPY 52 92745 MDL

20567 9230 B

DISPONIBLE EN

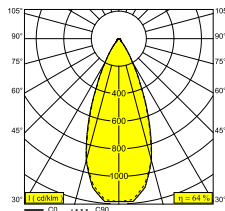
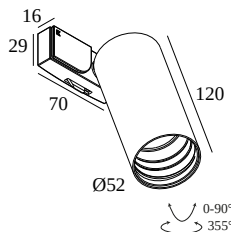
**NOIR** 20567 9230 B

**FLEMISH BRONZE** 20567 9230 FBR

**FLEMISH GOLD** 20567 9230 FG

**COULEUR OR** 20567 9230 GC

**BLANC** 20567 9230 W



Voir sur le site Web



### Informations générales

<b>EMPLACEMENT</b>	interieur
<b>INSTALLATION</b>	Systèmes basse tension Monté sur systèmes basse tension
<b>INDICE DE PROTECTION</b>	IP20
<b>POIDS (KG)</b>	0.4
<b>ORIENTATION</b>	0° à 90° inclinable, 355° rotatif
<b>INFORMATIONS</b>	REFLECTOR WFL-45° INCL.CLIP 48V ADAPTER EXCL.LED POWER SUPPLY 48V-DC Optional REFLECTORS 20° & 30° available

### Informations électriques

<b>ÉLECTRIQUE</b>	48V-DC
<b>CLASSE</b>	III
<b>TYPE DIM</b>	MDL = dimmable 1 à 10 V ou DALI ou bouton poussoir
<b>CLASSE D'ÉNERGIE</b>	E
<b>CERTIFICATS</b>	CB, ENEC

### Info Source lumineuse

<b>LIGHTSOURCE NAME</b>	LED
<b>SOURCE DE LUMIÈRE</b>	LED array 8,6W / CRI>90 (R9: 60) / 2700K / 1041lm
<b>VALEURS TM-30</b>	rf: 89 / Rg: 100
<b>SDCM</b>	SDCM1
<b>GROUPE DE RISQUE</b>	RG1
<b>LM80</b>	L90B10 > 50000
<b>BEAMANGLE</b>	45°
<b>TECHNIQUES LED (SOURCE LUMINEUSE)</b>	1041lm // 8,6W // 121lm/W
<b>TECHNIQUES LED (LUMINAIRE)</b>	666lm // 9,9W // 67lm/W

### Références obligatoires

SPY 52 TUBE

LED POWER SUPPLY 48V-DC

### Références optionnelles

DIMMABLE MODULATOR

### Accessoires

HONEYCOMB 42

SPREAD LENS 42

LINEAR SPREAD LENS 42

SOFTENING LENS 42

Pour des instructions d'installation détaillées, veuillez consulter le manuel : [20567\\_XXX0\\_HAND.pdf](#)

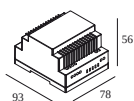
### TERMINEZ VOTRE SPÉCIFICATION

#### SMART 48

#### # de luminaires

**i** # de luminaires indique combien d'appareils peuvent être raccordés (min -> max) à l'alimentation. Les valeurs avant et après le '|' correspondent respectivement au courant de pilotage minimal et maximal. Les valeurs entre parenthèses s'appliquent au 110V.

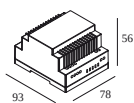
Courant min. | Courant max.



**300 90 011** SMART 48 MODULATOR DIM9

19

Type de gradation: 1 à 10 V ou DALI ou bouton poussoir



**300 90 012** SMART 48 MODULATOR WD

19

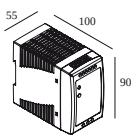
Type de gradation: WDL = dimmable sans fil

#### les alimentations led

#### # de luminaires

**i** # de luminaires indique combien d'appareils peuvent être raccordés (min -> max) à l'alimentation. Les valeurs avant et après le '|' correspondent respectivement au courant de pilotage minimal et maximal. Les valeurs entre parenthèses s'appliquent au 110V.

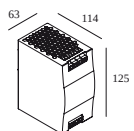
Courant min. | Courant max.



**300 89 48 100** LED POWER SUPPLY 48V-DC / 100W DIN

10

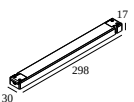
Type de gradation: non dimmable



**300 89 48 240** LED POWER SUPPLY 48V-DC / 240W DIN

24

Type de gradation: non dimmable



**21012 0230** LED POWER SUPPLY 48V-DC / 100W

10

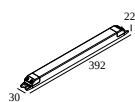
Type de gradation: non dimmable

Dimension de découpe (mm): 40

# DELTALIGHT

## SUPERLOOP-SPY 52 92745 MDL

20567 9230 B



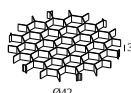
**21012 0240** LED POWER SUPPLY 48V-DC / 200W

20

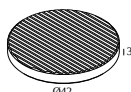
Type de gradation: non dimmable

Dimension de découpe (mm): 40

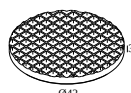
### modifier les dispositifs de lumière



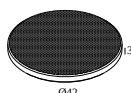
**19810 0010 B** HONEYCOMB 42 SINGLE USE B



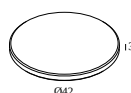
**19810 0020** LINEAR SPREAD LENS 42



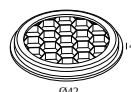
**19810 0030** SPREAD LENS 42



**19810 0040** SOFTENING LENS 42



**19810 0050** GLASS SBL 42



**19810 0060 B** HONEYCOMB 42 DOUBLE USE B

### Terminez votre produit



**19810 0100 B** SPY 52 TUBE B

**19810 0100 FBR** SPY 52 TUBE FBR

# DELTALIGHT

## SUPERLOOP-SPY 52 92745 MDL

20567 9230 B

**19810 0100 FG** SPY 52 TUBE FG

**19810 0100 GC** SPY 52 TUBE GC

**19810 0100 W** SPY 52 TUBE W

### Réflecteur / lentille remplaçable



**19810 0180** SPY 52 REFLECTOR 20°



**19810 0190** SPY 52 REFLECTOR 45°

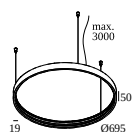


**19810 0240** SPY 52 REFLECTOR 30°

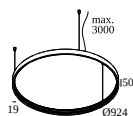
## COMPOSABLES COMPATIBLES

### SUPERLOOP HC MDL

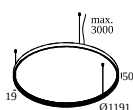
Couleurs disponibles



**418 481 07** SUPERLOOP HC 70 MDL



**418 481 09** SUPERLOOP HC 90 MDL



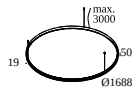
**418 481 12** SUPERLOOP HC 120 MDL



# DELTALIGHT

## SUPERLOOP-SPY 52 92745 MDL

20567 9230 B

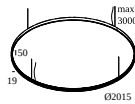


**418 481 17** SUPERLOOP HC 170 MDL

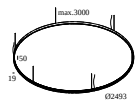


### SUPERLOOP HC MDL XL

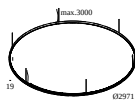
Couleurs disponibles



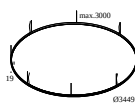
**20555 0000** SUPERLOOP HC 200 MDL



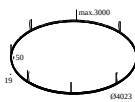
**20556 0000** SUPERLOOP HC 250 MDL



**20557 0000** SUPERLOOP HC 300 MDL



**20558 0000** SUPERLOOP HC 350 MDL



**20559 0000** SUPERLOOP HC 400 MDL

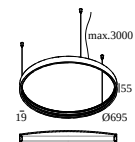


**20560 0000** SUPERLOOP HC 500 MDL

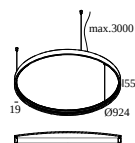


### SUPERLOOP PLUS MDL

Couleurs disponibles



**20564 0000** SUPERLOOP PLUS HC 70 MDL



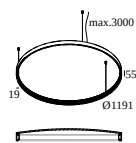
**20565 0000** SUPERLOOP PLUS HC 90 MDL



# DELTALIGHT

## SUPERLOOP-SPY 52 92745 MDL

20567 9230 B

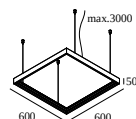


**20566 0000** SUPERLOOP PLUS HC 120 MDL

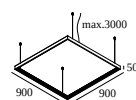


### SUPERLOOP S HC MDL

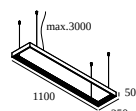
Couleurs disponibles



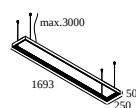
**418 482 106** SUPERLOOP S HC 106 MDL



**418 482 109** SUPERLOOP S HC 109 MDL



**418 482 211** SUPERLOOP S HC 211 MDL



**418 482 217** SUPERLOOP S HC 217 MDL



Notes: