

## SPM20 - SPY 392 AIR 92720

29813 9220 B

BESCHIKBAAR IN

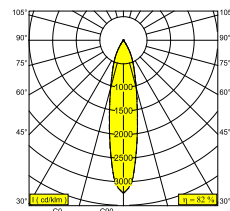
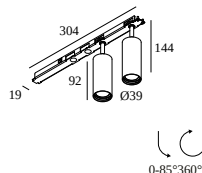
**ZWART** 29813 9220 B

**FLEMISH BRONZE** 29813 9220 FBR

**FLEMISH GOLD** 29813 9220 FG

**GOUD KLEUR** 29813 9220 GC

**WIT** 29813 9220 W



Bekijk op website



### Algemene info

|                               |  |
|-------------------------------|--|
| <b>LOCATIE</b>                | binnen   |
| <b>INSTALLATIE</b>            | Plafond Inbouw   |
| <b>ZAAGMAAT/OPENING (MM)</b>  | rechthoekig - KIT                                      |
| <b>STOF EN WATERDICHTHEID</b> | IP20   |
| <b>GEWICHT (KG)</b>           | 0.5  |
| <b>RICHTBAARHEID</b>          | 0° tot 85° zwenkbaar, 355° roteerbaar                  |
| <b>INFO</b>                   | REFLECTOR FL-20°<br>EXCL.LED POWER SUPPLY 350-500mA-DC |

### Elektrische info

|                       |  |
|-----------------------|--|
| <b>KLASSE</b>         | III  |
| <b>DIM TYPE</b>       | afhankelijk van de te kiezen externe voeding |
| <b>ENERGIE KLASSE</b> | E  |

### Info lichtbron

|                                 |   |
|---------------------------------|---|
| <b>LIGHTSOURCE NAME</b>         | LED   |
| <b>LICHTBRON</b>                | 2 x (LED array 5,8-8,6W / CRI>90 (R9: 60) / 2700K / 753-1041lm) |
| <b>TM-30 WAARDEN</b>            | rf: 89 / Rg: 100  |
| <b>SMDC</b>                     | SDCM1   |
| <b>RISK-GROEP</b>               | RG1   |
| <b>LM80</b>                     | L90B10 > 50000  |
| <b>BEAMANGLE</b>                | 20°   |
| <b>LED TECHNIEK (LICHTBRON)</b> | 2082lm // 17,2W // 121lm/W                                      |
| <b>LED TECHNIEK (TOESTEL)</b>   | 1697lm // 19,8W // 86lm/W                                       |

### Benodigheden

SPM20 - AIR KIT 1

SPY 39 TUBE or VISOR 39

LED POWER SUPPLY 350 / 500mA-DC DIM

Voor gedetailleerde montage gegevens, consulteer de handleiding : [29813\\_XXX0\\_HAND.pdf](#)

# DELTALIGHT

## SPM20 - SPY 392 AIR 92720

29813 9220 B

### PLAFOND COMPATIBILITEIT

Ceiling Type

Mounting Kit



Ventilation in plasterboard

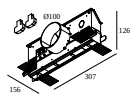


29810 1010 - SPM20 - AIR KIT 1

Required

## VERVOLLEDIG UW SPECIFICATIE

### AIR kit voor M20



**29810 1010** SPM20 - AIR KIT 1



Uitsparingsmaat (mm): 50 x 310

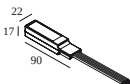
### LED voedingen

### # armaturen



# armaturen geeft aan hoeveel toestellen op de voeding kunnen worden aangesloten (min -> max). De waarden vóór en na de '|' komen respectievelijk overeen met de minimale en maximale aanstroom. Waarden tussen haakjes zijn van toepassing op 110V.

Min. stroom | Max. stroom



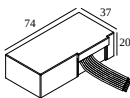
**300 48 350 ED1** LED POWER CONVERTER 48V-DC to 350 mA-DC / 15W DIM1

1



Dimtype: 1-10V

Uitsparingsmaat (mm): 30



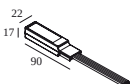
**300 48 350 ED5** LED POWER CONVERTER 48V-DC to 350 mA-DC / 15W DIM5

1



Dimtype: DALI

Uitsparingsmaat (mm): 45



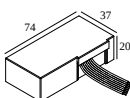
**300 48 350 MDL** LED POWER CONVERTER 48V-DC to 350 mA-DC / 15W MDL

1



Dimtype: niet dimbaar

Uitsparingsmaat (mm): 30



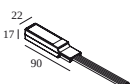
**300 48 350 WDL** LED POWER CONVERTER 48V-DC to 350 mA-DC / 15W WDL

1



Dimtype: WDL = draadloos

Uitsparingsmaat (mm): 45



**300 48 500 ED1** LED POWER CONVERTER 48V-DC to 500 mA-DC / 22W DIM1

1



Dimtype: 1-10V

Uitsparingsmaat (mm): 30

# DELTALIGHT

## SPM20 - SPY 392 AIR 92720

29813 9220 B



**300 48 500 ED5** LED POWER CONVERTER 48V-DC to 500 mA-DC / 22W DIM5

1

**Dimtype:** DALI

**Uitsparingsmaat (mm):** 45



**300 48 500 MDL** LED POWER CONVERTER 48V-DC to 500 mA-DC / 22W MDL

1

**Dimtype:** niet dimbaar

**Uitsparingsmaat (mm):** 30

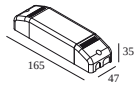


**300 48 500 WDL** LED POWER CONVERTER 48V-DC to 500 mA-DC / 22W WDL

1

**Dimtype:** WDL = draadloos

**Uitsparingsmaat (mm):** 45

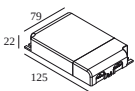


**300 90 61** LED POWER SUPPLY MULTI-POWER DIM6

1 | 1

**Dimtype:** net-dimbaar (fase afsnijding) of met drukknop

**Uitsparingsmaat (mm):** 56

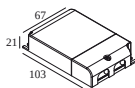


**300 90 63** LED POWER SUPPLY MULTI-POWER DIM9

2(2) | 2(2)

**Dimtype:** 1-10V of DALI of drukknop

**Uitsparingsmaat (mm):** 82

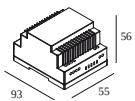


**300 90 64** LED POWER SUPPLY MULTI-POWER DIM7

1(1) | 1(1/2)

**Dimtype:** 1-10V of met drukknop

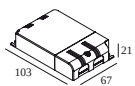
**Uitsparingsmaat (mm):** 72



**300 90 67** LED POWER CONVERTER 24V-DC TO MULTI CURRENT 48W DIM9

1 | -

**Dimtype:** 1-10V of DALI of drukknop

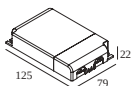


**300 90 68** LED POWER SUPPLY MULTI-POWER DIM5

1(1) | 1(1/2)

**Dimtype:** DALI

**Uitsparingsmaat (mm):** 72



**300 90 69** LED POWER SUPPLY MULTI-POWER HV DIM9

3(3) | 3(2)

**Dimtype:** 1-10V of DALI of drukknop

**Uitsparingsmaat (mm):** 84



**300 90 124** LED POWER SUPPLY MULTI-POWER DIM7

1(1) | 1(1/2)

**Dimtype:** 1-10V of met drukknop

**Uitsparingsmaat (mm):** 55

# DELTALIGHT

## SPM20 - SPY 392 AIR 92720

29813 9220 B

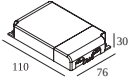


**300 90 125** LED POWER SUPPLY MULTI-POWER MINI DIM5

1(1) | 1(1/2)

**Dimtype:** DALI

**Uitsparingsmaat (mm):** 55



**300 90 135** LED POWER SUPPLY MULTI-POWER HV

2 | 2

**Dimtype:** niet dimbaar

**Uitsparingsmaat (mm):** 90

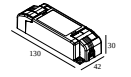


**21012 0010** LED POWER SUPPLY MULTI POWER

1 | 1

**Dimtype:** niet dimbaar

**Uitsparingsmaat (mm):** 50

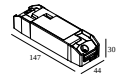


**21012 0021** LED POWER SUPPLY MULTI POWER DIM1

1 | 1

**Dimtype:** 1-10V

**Uitsparingsmaat (mm):** 54

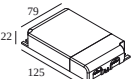


**21012 0035** LED POWER SUPPLY MULTI POWER DIM5

1 | 1

**Dimtype:** DALI

**Uitsparingsmaat (mm):** 54




**21012 004W** LED POWER SUPPLY MULTI-POWER WDL

2(2) | 1(1)

**Dimtype:** WDL = draadloos

**Uitsparingsmaat (mm):** 84

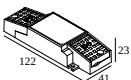


**21012 005W** LED POWER SUPPLY MULTI-POWER COMPACT WDL

1 | 1

**Dimtype:** WDL = draadloos

**Uitsparingsmaat (mm):** 54

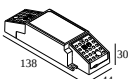


**21012 0268** LED POWER SUPPLY MULTI POWER 200-350 / 15W DIM8

1 | -

**Dimtype:** net-dimbaar (fase afsnijding)

**Uitsparingsmaat (mm):** 50

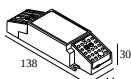


**21012 0278** LED POWER SUPPLY MULTI POWER 500-700 / 20W DIM8

1/2

**Dimtype:** net-dimbaar (fase afsnijding)

**Uitsparingsmaat (mm):** 55



**21012 0288** LED POWER SUPPLY MULTI POWER 500-700 / 36W DIM8

1

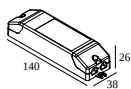
**Dimtype:** net-dimbaar (fase afsnijding)

**Uitsparingsmaat (mm):** 55

# DELTALIGHT

## SPM20 - SPY 392 AIR 92720

29813 9220 B

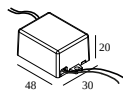


**21012 0298** LED POWER SUPPLY MULTI POWER 250-900 / 20W DIM8

1 | 1

**Dimtype:** net-dimbaar (fase afsnijding)

**Uitsparingsmaat (mm):** 48

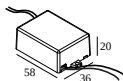


**21012 0308** LED POWER SUPPLY 350mA / 7,35W DIM8

1/2

**Dimtype:** net-dimbaar (fase afsnijding)

**Uitsparingsmaat (mm):** 40

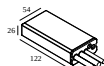


**21012 0318** LED POWER SUPPLY 500mA / 10W DIM8

1/2

**Dimtype:** net-dimbaar (fase afsnijding)

**Uitsparingsmaat (mm):** 40

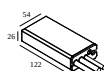


**21012 0480** LED POWER SUPPLY 350mA-DC / 17W IP68

1(1)

**Dimtype:** niet dimbaar

**Uitsparingsmaat (mm):** 60

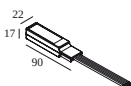


**21012 0500** LED POWER SUPPLY 500mA-DC / 24W IP68

1(1/2)

**Dimtype:** niet dimbaar

**Uitsparingsmaat (mm):** 60

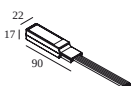


**21032 0295** LED POWER CONVERTER 48V-DC to 350 mA-DC / 15W DIM5

1

**Dimtype:** DALI

**Uitsparingsmaat (mm):** 30



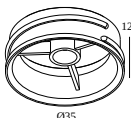
**21032 0305** LED POWER CONVERTER 48V-DC to 500 mA-DC / 22W DIM5

1

**Dimtype:** DALI

**Uitsparingsmaat (mm):** 30

### Licht veranderende onderdelen



**24144 0030 B** VISOR 39 B

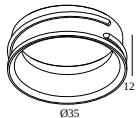
# DELTALIGHT

## SPM20 - SPY 392 AIR 92720

29813 9220 B

### Maak je product af

---



**24144 0010 B** SPY 39 TUBE B

**24144 0010 FBR** SPY 39 TUBE FBR

**24144 0010 FG** SPY 39 TUBE FG

**24144 0010 GC** SPY 39 TUBE GC

**24144 0010 W** SPY 39 TUBE W



**24144 0070** SPY 39 TUBE SBL

Notes: