DELTALIGHT



SUPERLOOP HC 500 SBL 930

RIFERIMENTO PRODOTTO 20554 9300 W

DISPONIBILE IN
NERO 20554 9300 B
FLEMISH BRONZE 20554 9300 FBR
FLEMISH GOLD 20554 9300 FG
BIANCO 20554 9300 W

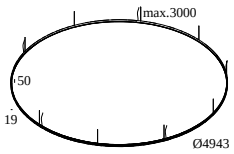

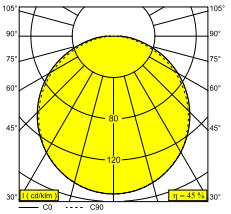

Visualizza sul sito web

Informazioni generali	
AMBIENTE	indoor
IP	Soffitto Sospensione
PROTEZIONE DELL'INGRESSO	IP20
PESO (KG)	16.2
ORIENTABILITÀ	non regolabile
INFORMAZIONI	INCL.PC SBL 5 SEGMENTS EXCL.LED POWER SUPPLY 24-DC INCL.10 x CABLE SUSPENSION SINGLE AUTO. 3.0m INCL.5 x CABLE 2 x 0.75mm²

Informazioni elettriche	
ELETTRICO	24V-DC
CLASSE DI ISOLAMENTO	III
TIPO DI DIMMERAZIONE	a seconda del tipo di alimentazione esterna
CLASSE ENERGETICA	E
CERTIFICATI	CB, ENEC, EPD

Informazioni sulla Sorgente luminosa	
LIGHTSOURCE NAME	LED
SORGENTE LUMINOSA	5 x (LED FLEX FP 45W / CRI>90 / 3000K / 5445lm)
SPECIFICHE TECNICHE (SORGENTE LUMINOSA)	27225 lm // 225 W // 121 lm/W
SPECIFICHE TECNICHE (APPARECCHIO DI ILLUMINAZIONE)	12251lm // 259W // 47lm/W

Requisiti

LED POWER SUPPLY 24V-DC

Opzioni

CABLE BASE R / S
COVERSET R 62-90-100 / S 62-80-90
CONNECTION ST / CONNECTION TRIMLESS
SUSPENSION ST / SUSPENSION TRIMLESS

Per istruzioni di installazione dettagliate, consultare il manuale : **20554_XXX0_HAND.pdf**

DELTALIGHT

SUPERLOOP HC 500 SBL 930

20554 9300 W

CONCLUDI CONFIGURAZIONE

Cavi di alimentazione

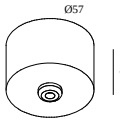

203 99 55 ANO CABLE BASE R ANO ☐

203 99 55 B CABLE BASE R B ☐

203 99 55 W CABLE BASE R W ☐



203 99 56 ANO CABLE BASE S ANO ☐

203 99 56 B CABLE BASE S B ☐

203 99 56 W CABLE BASE S W ☐

Alimentatore per led

apparecchi

ⓘ # apparecchi indica quanti dispositivi possono essere collegati (min -> max) all'alimentatore. I valori prima e dopo il '|' corrispondono rispettivamente alla corrente di pilotaggio minima e massima. I valori tra parentesi si applicano a 110V.

Corrente min. | Corrente max.

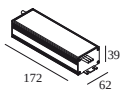

300 89 24 80 ED1 LED POWER SUPPLY 24V-DC / 80W DIM1 1/5 ☐

Tipo di regolazione: 1-10 V

Dimensione del foro (mm): 75

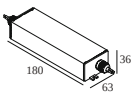

300 89 24 150 LED POWER SUPPLY 24V-DC / 150W 2/5 ☐

Tipo di regolazione: non dimmerabile

Dimensione del foro (mm): 75

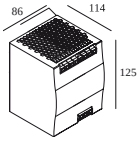

300 89 24 480 LED POWER SUPPLY 24V-DC / 480W DIN 1 ☐

Tipo di regolazione: non dimmerabile

SUPERLOOP HC 500 SBL 930

20554 9300 W

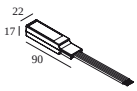

300 90 003 ED1 24V-DC / 4A DIM1 UNIT 1/5

Tipo di regolazione: 1-10 V

Dimensione del foro (mm): 30

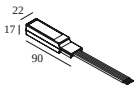

300 90 003 ED5 24V-DC / 4A DIM5 UNIT 1/5

Tipo di regolazione: DALI

Dimensione del foro (mm): 30

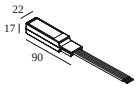

300 90 010 24V-DC / 2 x 4A WIRELESS DIM UNIT 1/5

Tipo di regolazione: WDL = dimmerabile senza fili

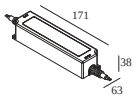

21012 0111 LED POWER SUPPLY 24V-DC / 90W IP67 DIM1 1/5

Tipo di regolazione: 1-10 V

Dimensione del foro (mm): 75

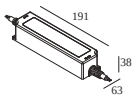

21012 0121 LED POWER SUPPLY 24V-DC / 120W IP67 DIM1 1/5

Tipo di regolazione: 1-10 V

Dimensione del foro (mm): 75

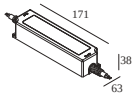

21012 0145 LED POWER SUPPLY 24V-DC / 90W IP67 DIM5 1/5

Tipo di regolazione: DALI

Dimensione del foro (mm): 75

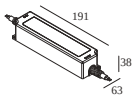

21012 0155 LED POWER SUPPLY 24V-DC / 120W IP67 DIM5 1/5

Tipo di regolazione: DALI

Dimensione del foro (mm): 75

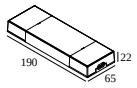

21012 0181 LED POWER SUPPLY 24V-DC / 90W DIM1 1/5

Tipo di regolazione: 1-10 V

Dimensione del foro (mm): 70

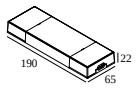

21012 0191 LED POWER SUPPLY 24V-DC / 120W DIM1 1/5

Tipo di regolazione: 1-10 V

Dimensione del foro (mm): 70

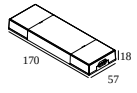

21012 0205 LED POWER SUPPLY 24V-DC / 60W DIM5 1/5

Tipo di regolazione: DALI

Dimensione del foro (mm): 61

SUPERLOOP HC 500 SBL 930

20554 9300 W

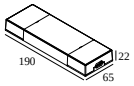

21012 0225 LED POWER SUPPLY 24V-DC / 100W DIM5 1/5

Tipo di regolazione: DALI

Dimensione del foro (mm): 70

Apparecchiature di controllo varie

 # apparecchi

ⓘ # apparecchi indica quanti dispositivi possono essere collegati (min -> max) all'alimentatore. I valori prima e dopo il '|' corrispondono rispettivamente alla corrente di pilotaggio minima e massima. I valori tra parentesi si applicano a 110V.

Corrente min. | Corrente max.

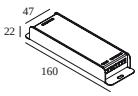

300 90 24 ED2 LED DIMMODULE 24V / 3CH / 6A DIM2 2/5

Tipo di regolazione: DALI o con pulsante na

Kit per scatola incassata

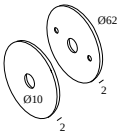

204 00 62 ANO COVERSET R 62 ANO

204 00 62 B COVERSET R 62 B

204 00 62 W COVERSET R 62 W

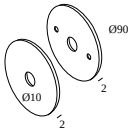

204 00 90 ANO COVERSET R 90 ANO

204 00 90 B COVERSET R 90 B

204 00 90 W COVERSET R 90 W

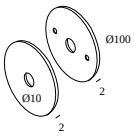

204 00 100 ANO COVERSET R 100 ANO

204 00 100 B COVERSET R 100 B

SUPERLOOP HC 500 SBL 930

20554 9300 W

	204 00 100 W	COVERSET R 100 W
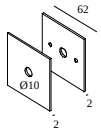	**204 62 62 ANO**	COVERSET S 62 ANO
	204 62 62 B	COVERSET S 62 B
	204 62 62 W	COVERSET S 62 W
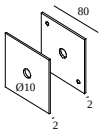	**204 80 80 ANO**	COVERSET S 80 ANO
	204 80 80 B	COVERSET S 80 B
	204 80 80 W	COVERSET S 80 W
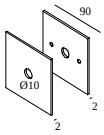	**204 90 90 ANO**	COVERSET S 90 ANO
	204 90 90 B	COVERSET S 90 B
	204 90 90 W	COVERSET S 90 W

Componenti per sospensioni

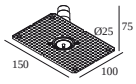	**328 10 01**	SUSPENSION TRIMLESS O.F.A.
		Dimensione del foro (mm): 62 (CONCRETE: 102)
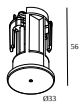	**15225 0340 B**	SUSPENSION ST B
		Dimensione del foro (mm): 27
	15225 0340 W	SUSPENSION ST W

DELTALIGHT

SUPERLOOP HC 500 SBL 930

20554 9300 W

Componenti per il collegamento elettrico

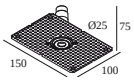

328 10 03 CONNECTION TRIMLESS O.F.A.

Dimensione del foro (mm): 62 (CONCRETE: 102)



15225 0360 B CONNECTION ST B

Dimensione del foro (mm): 43

15225 0360 W CONNECTION ST W

Notes: