

## DEEP RINGO DYNAMIC FOCUS TRIMLESS 930

32112 9300 B

DISPONIBLE EN

**NOIR** 32112 9300 B

**ALU BROSSÉ** 32112 9300 BRA

**ANTHRACITE BROSSÉ** 32112 9300 BRAT

**BRONZE BRUN BROSSÉ** 32112 9300 BRBB

**CUIVRE BROSSÉ** 32112 9300 BRCU

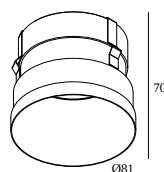
**OR BROSSÉ** 32112 9300 BRG

**BRONZE VIEUX BROSSÉ** 32112 9300 BROB

**CRÈME** 32112 9300 CR

**NOIR PIANO** 32112 9300 PB

**BLANC** 32112 9300 W



[Voir sur le site Web](#)



Informations générales	
<b>EMPLACEMENT</b>	interieur
<b>INSTALLATION</b>	Plafond Encastré
<b>FORME / TAILLE DE DÉCOUPE (MM)</b>	circulaire - Ø KIT
<b>INDICE DE PROTECTION</b>	IP20
<b>POIDS (KG)</b>	0.3
<b>ORIENTATION</b>	non réglable
Informations électriques	
<b>CLASSE</b>	III
<b>TYPE DIM</b>	selon le type d'alimentation externe
<b>CLASSE D'ÉNERGIE</b>	G
Info Source lumineuse	
<b>LIGHTSOURCE NAME</b>	LED
<b>SOURCE DE LUMIÈRE</b>	13° (central part only): LED array 5,8W / CRI>90 (R9: 55) / 3000K / 528lm Or 24° central part: LED array 1W / CRI>90 (R9: 55) / 3000K / 63lm 24° ring part: LED cluster 5,5W / CRI>90 (R9: 50) / 3000K / 914lm
<b>VALEURS TM-30</b>	13° (central part only): rf: 92 / Rg: 98 24° central part: rf: 92 / Rg: 98 24° ring part: rf: 92 / Rg: 100
<b>SDCM</b>	SDCM2 SDCM3
<b>GROUPE DE RISQUE</b>	RG2 (threshold 0,6m) RG1
<b>LM80</b>	L90B10 > 41000 L80 > 60000
<b>BEAMANGLE</b>	13°-24°
<b>TECHNIQUES LED (SOURCE LUMINEUSE)</b>	13° (central part only): 528lm // 5,8W // 94lm/W Or 24° central part: 63lm // 1W // 100lm/W 24° ring part: 914lm // 5,5W // 167lm/W
<b>TECHNIQUES LED (LUMINAIRE)</b>	13° (central part only): 475lm // 6,7W // 71lm/W Or 24° ring part: 366lm // 6,3W // 58lm/W

## DEEP RINGO DYNAMIC FOCUS TRIMLESS 930

























32112 9300 B

### Références obligatoires

MOUNTING KIT R82 TRIMLESS O.F.A.  
LED POWER SUPPLY DYNAMIC FOCUS

Pour des instructions d'installation détaillées, veuillez consulter le manuel : [32112\\_XXX0\\_HAND.pdf](#)

### COMPATIBILITÉ DU PLAFOND

Ceiling Type	Mounting Kit	
 <b>System ceiling</b>	 15212 2000 - MOUNTING KIT R82 TRIMLESS O.F.A.	Required
 <b>Plasterboard</b>	 15212 2000 - MOUNTING KIT R82 TRIMLESS O.F.A.	Required
 <b>Stucanet</b>	 15212 2000 - MOUNTING KIT R82 TRIMLESS O.F.A.	Required
 <b>Concrete + plaster</b>	 15212 2000 - MOUNTING KIT R82 TRIMLESS O.F.A.	Required
 <b>Lintel + plaster</b>	 15212 2000 - MOUNTING KIT R82 TRIMLESS O.F.A.	Required
 <b>Hollow-core slab + plaster</b>	 15212 2000 - MOUNTING KIT R82 TRIMLESS O.F.A.	Required
 <b>Ventilation in plasterboard</b>	 29810 0100 - MOUNTING KIT SIDE AIR ONLY 1	Required
	 29810 0050 - MOUNTING KIT NO AIR 101	Required
	 29810 0010 - MOUNTING KIT SIDE AIR 101	Required
 <b>Ventilation in concrete + plaster</b>	 29810 0210 - MOUNTING KIT TOP AIR 101	Required
	 29810 0050 - MOUNTING KIT NO AIR 101	Required
	 29810 0200 - MOUNTING KIT TOP AIR ONLY 1	Required
 <b>Cold stretched ceiling</b>	 15212 0070 - MOUNTING KIT R82 TRIMLESS CSC	Required
 <b>Warm stretched ceiling</b>	 15212 0150 - MOUNTING KIT R82 TRIMLESS WSC	Required

# DELTALIGHT

## DEEP RINGO DYNAMIC FOCUS TRIMLESS 930

32112 9300 B

### TERMINEZ VOTRE SPÉCIFICATION

#### les alimentations led

#### # de luminaires



# de luminaires indique combien d'appareils peuvent être raccordés (min -> max) à l'alimentation. Les valeurs avant et après le '|' correspondent respectivement au courant de pilotage minimal et maximal. Les valeurs entre parenthèses s'appliquent au 110V.

Courant min. | Courant max.

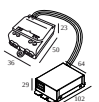


**32110 0015** LED POWER SUPPLY DYNAMIC FOCUS DIM5

3

Type de gradation: DALI

Dimension de découpe (mm): 75



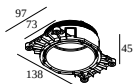
**32110 0020** LED POWER SUPPLY DYNAMIC FOCUS + WIRELESS CONTROL DIM5

3

Type de gradation: DALI

Dimension de découpe (mm): 75

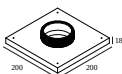
#### kit de montage



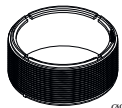
**15212 2000** MOUNTING KIT R82 TRIMLESS O.F.A.

Dimension de découpe (mm): 105

#### kit de montage plafond tendu



**15212 0070** MOUNTING KIT R82 TRIMLESS CSC



**15212 0150** MOUNTING KIT R82 TRIMLESS WSC

Notes: