



## SUPERLOOP-SPY 52 92720 MDL

20567 9220 W

DISPONIBILE IN

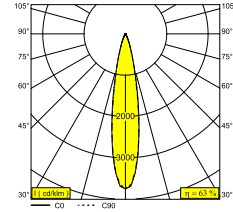
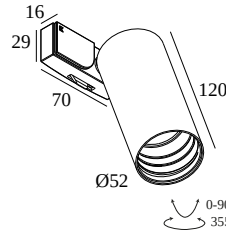
**NERO** 20567 9220 B

**FLEMISH BRONZE** 20567 9220 FBR

**FLEMISH GOLD** 20567 9220 FG

**ORO COLORATO** 20567 9220 GC

**BIANCO** 20567 9220 W



Visualizza sul sito web



### Informazioni generali

<b>AMBIENTE</b>	indoor
<b>IP</b>	Sistemi a bassa tensione Montato su apparecchio di sistema
<b>PROTEZIONE DELL'INGRESSO</b>	IP20
<b>PESO (KG)</b>	0.4
<b>ORIENTABILITÀ</b>	0° to 90° girevole, 355° rotazione
<b>INFORMAZIONI</b>	REFLECTOR FL-20° INCL.CLIP 48V ADAPTER EXCL.LED POWER SUPPLY 48V-DC Optional REFLECTORS 30° & 45° available

### Informazioni elettriche

<b>ELETTRICO</b>	48V-DC
<b>CLASSE DI ISOLAMENTO</b>	III
<b>TIPO DI DIMMERAZIONE</b>	MDL = 1-10 V o DALI o con pulsante na
<b>CLASSE ENERGETICA</b>	E
<b>CERTIFICATI</b>	CB, ENEC

### Informazioni sulla Sorgente luminosa

<b>LIGHTSOURCE NAME</b>	LED
<b>SORGENTE LUMINOSA</b>	LED array 8,6W / CRI>90 (R9: 60) / 2700K / 1041lm
<b>TM-30</b>	rf: 89 / Rg: 100
<b>SDMC</b>	SDCM1
<b>GRUPPO DI RISCHIO</b>	RG1
<b>LM80</b>	L90B10 > 50000
<b>BEAMANGLE</b>	20°
<b>SPECIFICHE TECNICHE (SORGENTE LUMINOSA)</b>	1041lm // 8,6W // 121lm/W
<b>SPECIFICHE TECNICHE (APPARECCHIO DI ILLUMINAZIONE)</b>	652lm // 9,9W // 66lm/W

### Requisiti

SPY 52 TUBE  
LED POWER SUPPLY 48V-DC

### Opzioni

DIMMABLE MODULATOR

### Accessori

HONEYCOMB 42  
SPREAD LENS 42  
LINEAR SPREAD LENS 42  
SOFTENING LENS 42

# DELTALIGHT

## SUPERLOOP-SPY 52 92720 MDL

20567 9220 W


GLASS SBL 42

Per istruzioni di installazione dettagliate, consultare il manuale : [20567\\_XXX0\\_HAND.pdf](#)

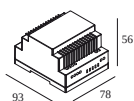
### CONCLUDI CONFIGURAZIONE

#### SMART 48

#### # apparecchi

 # apparecchi indica quanti dispositivi possono essere collegati (min -> max) all'alimentatore. I valori prima e dopo il '|' corrispondono rispettivamente alla corrente di pilotaggio minima e massima. I valori tra parentesi si applicano a 110V.

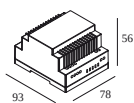
Corrente min. | Corrente max.



**300 90 011** SMART 48 MODULATOR DIM9

19

Tipo di regolazione: 1-10 V o DALI o con pulsante na




**300 90 012** SMART 48 MODULATOR WD

19

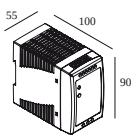
Tipo di regolazione: WDL = dimmerabile senza fili

#### Alimentatore per led

#### # apparecchi

 # apparecchi indica quanti dispositivi possono essere collegati (min -> max) all'alimentatore. I valori prima e dopo il '|' corrispondono rispettivamente alla corrente di pilotaggio minima e massima. I valori tra parentesi si applicano a 110V.

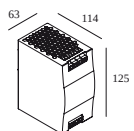
Corrente min. | Corrente max.



**300 89 48 100** LED POWER SUPPLY 48V-DC / 100W DIN

10

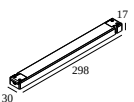
Tipo di regolazione: non dimmerabile



**300 89 48 240** LED POWER SUPPLY 48V-DC / 240W DIN

24

Tipo di regolazione: non dimmerabile



**21012 0230** LED POWER SUPPLY 48V-DC / 100W

10

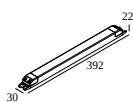
Tipo di regolazione: non dimmerabile

Dimensione del foro (mm): 40

# DELTALIGHT

## SUPERLOOP-SPY 52 92720 MDL

20567 9220 W



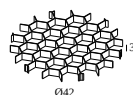
**21012 0240** LED POWER SUPPLY 48V-DC / 200W

20

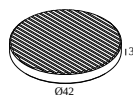
Tipo di regolazione: non dimmerabile

Dimensione del foro (mm): 40

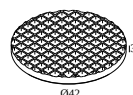
### Accessori ottici



**19810 0010 B** HONEYCOMB 42 SINGLE USE B



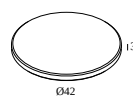
**19810 0020** LINEAR SPREAD LENS 42



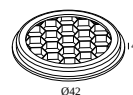
**19810 0030** SPREAD LENS 42



**19810 0040** SOFTENING LENS 42

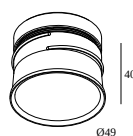


**19810 0050** GLASS SBL 42



**19810 0060 B** HONEYCOMB 42 DOUBLE USE B

### Finisci il tuo prodotto



**19810 0100 B** SPY 52 TUBE B

**19810 0100 FBR** SPY 52 TUBE FBR

# DELTALIGHT

## SUPERLOOP-SPY 52 92720 MDL

20567 9220 W

**19810 0100 FG** SPY 52 TUBE FG

**19810 0100 GC** SPY 52 TUBE GC

**19810 0100 W** SPY 52 TUBE W

### Riflettore/lente sostituibile



**19810 0180** SPY 52 REFLECTOR 20°



**19810 0190** SPY 52 REFLECTOR 45°

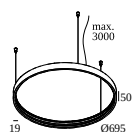


**19810 0240** SPY 52 REFLECTOR 30°

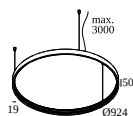
## CONFIGURAZIONI COMPATIBILI

### SUPERLOOP HC MDL

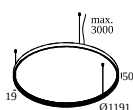
Colori disponibili



**418 481 07** SUPERLOOP HC 70 MDL



**418 481 09** SUPERLOOP HC 90 MDL



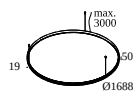
**418 481 12** SUPERLOOP HC 120 MDL



# DELTALIGHT

## SUPERLOOP-SPY 52 92720 MDL

20567 9220 W



**418 481 17** SUPERLOOP HC 170 MDL

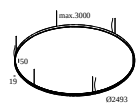


### SUPERLOOP HC MDL XL

Colori disponibili



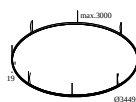
**20555 0000** SUPERLOOP HC 200 MDL



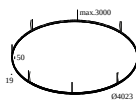
**20556 0000** SUPERLOOP HC 250 MDL



**20557 0000** SUPERLOOP HC 300 MDL



**20558 0000** SUPERLOOP HC 350 MDL



**20559 0000** SUPERLOOP HC 400 MDL

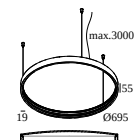


**20560 0000** SUPERLOOP HC 500 MDL

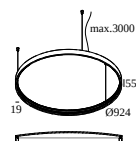


### SUPERLOOP PLUS MDL

Colori disponibili



**20564 0000** SUPERLOOP PLUS HC 70 MDL



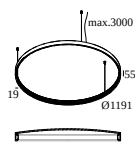
**20565 0000** SUPERLOOP PLUS HC 90 MDL



# DELTALIGHT

## SUPERLOOP-SPY 52 92720 MDL

20567 9220 W

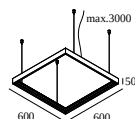


**20566 0000** SUPERLOOP PLUS HC 120 MDL

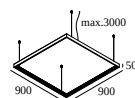


### SUPERLOOP S HC MDL

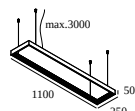
Colori disponibili



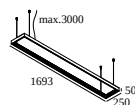
**418 482 106** SUPERLOOP S HC 106 MDL



**418 482 109** SUPERLOOP S HC 109 MDL



**418 482 211** SUPERLOOP S HC 211 MDL



**418 482 217** SUPERLOOP S HC 217 MDL



Notes: