



## SUPERLOOP-SPY 52 92720 MDL

20567 9220 W

AVAILABLE IN

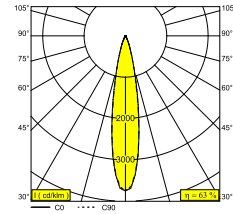
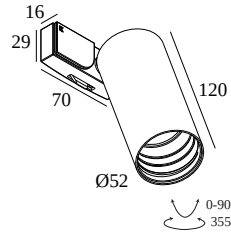
**BLACK** 20567 9220 B

**FLEMISH BRONZE** 20567 9220 FBR

**FLEMISH GOLD** 20567 9220 FG

**GOLD COLOURED** 20567 9220 GC

**WHITE** 20567 9220 W



 [View on website](#)



### General info

<b>LOCATION</b>	indoor
<b>INSTALLATION</b>	Low voltage systems Low voltage system mounted
<b>INGRESS PROTECTION</b>	IP20
<b>WEIGHT (KG)</b>	0.4
<b>ADJUSTABILITY</b>	0° to 90° swiveling, 355° rotatable
<b>INFORMATION</b>	REFLECTOR FL-20° INCL.CLIP 48V ADAPTER EXCL.LED POWER SUPPLY 48V-DC Optional REFLECTORS 30° & 45° available

### Electrical info

<b>ELECTRICAL</b>	48V-DC
<b>CLASS</b>	III
<b>DIM TYPE</b>	MDL = 1-10V or DALI or push button
<b>ENERGY CLASS</b>	E
<b>CERTIFICATES</b>	CB, ENEC

### Lightsource info

<b>LIGHTSOURCE NAME</b>	LED
<b>LIGHTSOURCE</b>	LED array 8,6W / CRI>90 (R9: 60) / 2700K / 1041lm
<b>TM-30 VALUES</b>	rf: 89 / Rg: 100
<b>SDCM</b>	SDCM1
<b>RISKGROUP</b>	RG1
<b>LM80</b>	L90B10 > 50000
<b>BEAMANGLE</b>	20°
<b>LED TECHNICS (LIGHT SOURCE)</b>	1041lm // 8,6W // 121lm/W
<b>LED TECHNICS (LUMINAIRE)</b>	652lm // 9,9W // 66lm/W

### Requirements

SPY 52 TUBE  
LED POWER SUPPLY 48V-DC

### Options

DIMMABLE MODULATOR

### Accessories

HONEYCOMB 42  
SPREAD LENS 42  
LINEAR SPREAD LENS 42  
SOFTENING LENS 42

# DELTALIGHT

## SUPERLOOP-SPY 52 92720 MDL

20567 9220 W


GLASS SBL 42

For detailed installation instructions, please consult the manual : [20567\\_XXX0\\_HAND.pdf](#)

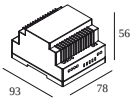
### FINISH YOUR SPECIFICATION

#### SMART 48

#### # of Fixtures

 # of fixtures indicates how many devices can be connected (min -> max) to the power supply. The values before and after the '|' correspond respectively with the minimum and maximum driving current. Values between brackets are applicable to 110V.

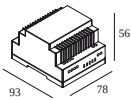
Min current | Max current



**300 90 011** SMART 48 MODULATOR DIM9

19

Dimtype: 1-10V or DALI or push button




**300 90 012** SMART 48 MODULATOR WD

19

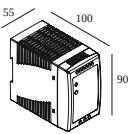
Dimtype: WDL = wireless dimmable

#### LED power supplies

#### # of Fixtures

 # of fixtures indicates how many devices can be connected (min -> max) to the power supply. The values before and after the '|' correspond respectively with the minimum and maximum driving current. Values between brackets are applicable to 110V.

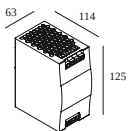
Min current | Max current



**300 89 48 100** LED POWER SUPPLY 48V-DC / 100W DIN

10

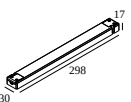
Dimtype: non-dimmable



**300 89 48 240** LED POWER SUPPLY 48V-DC / 240W DIN

24

Dimtype: non-dimmable



**21012 0230** LED POWER SUPPLY 48V-DC / 100W

10

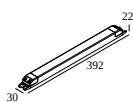
Dimtype: non-dimmable

Cutout dimension (mm): 40

# DELTALIGHT

## SUPERLOOP-SPY 52 92720 MDL

20567 9220 W



**21012 0240** LED POWER SUPPLY 48V-DC / 200W

20

Dimtype: non-dimmable

Cutout dimension (mm): 40

### Light altering devices



**19810 0010 B** HONEYCOMB 42 SINGLE USE B



**19810 0020** LINEAR SPREAD LENS 42



**19810 0030** SPREAD LENS 42



**19810 0040** SOFTENING LENS 42



**19810 0050** GLASS SBL 42



**19810 0060 B** HONEYCOMB 42 DOUBLE USE B

### Finish your product



**19810 0100 B** SPY 52 TUBE B

**19810 0100 FBR** SPY 52 TUBE FBR

# DELTALIGHT

## SUPERLOOP-SPY 52 92720 MDL

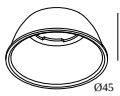
20567 9220 W

**19810 0100 FG** SPY 52 TUBE FG

**19810 0100 GC** SPY 52 TUBE GC

**19810 0100 W** SPY 52 TUBE W

### Replaceable reflector / lens



**19810 0180** SPY 52 REFLECTOR 20°



**19810 0190** SPY 52 REFLECTOR 45°

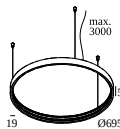


**19810 0240** SPY 52 REFLECTOR 30°

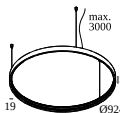
## COMPATIBLE COMPOSABLES

### SUPERLOOP HC MDL

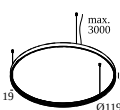
Available Colours



**418 481 07** SUPERLOOP HC 70 MDL



**418 481 09** SUPERLOOP HC 90 MDL



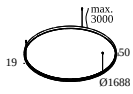
**418 481 12** SUPERLOOP HC 120 MDL



# DELTALIGHT

## SUPERLOOP-SPY 52 92720 MDL

20567 9220 W

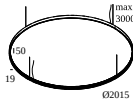


**418 481 17** SUPERLOOP HC 170 MDL

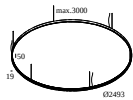


### SUPERLOOP HC MDL XL

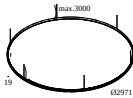
Available Colours



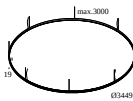
**20555 0000** SUPERLOOP HC 200 MDL



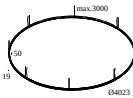
**20556 0000** SUPERLOOP HC 250 MDL



**20557 0000** SUPERLOOP HC 300 MDL



**20558 0000** SUPERLOOP HC 350 MDL



**20559 0000** SUPERLOOP HC 400 MDL

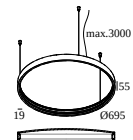


**20560 0000** SUPERLOOP HC 500 MDL

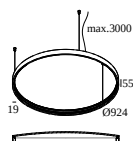


### SUPERLOOP PLUS MDL

Available Colours



**20564 0000** SUPERLOOP PLUS HC 70 MDL



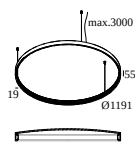
**20565 0000** SUPERLOOP PLUS HC 90 MDL



# DELTALIGHT

## SUPERLOOP-SPY 52 92720 MDL

20567 9220 W

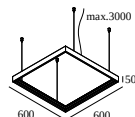


**20566 0000** SUPERLOOP PLUS HC 120 MDL

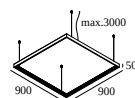


### SUPERLOOP S HC MDL

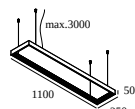
### Available Colours



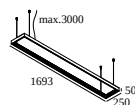
**418 482 106** SUPERLOOP S HC 106 MDL



**418 482 109** SUPERLOOP S HC 109 MDL



**418 482 211** SUPERLOOP S HC 211 MDL



**418 482 217** SUPERLOOP S HC 217 MDL



Notes: