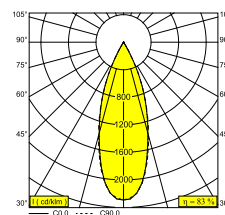
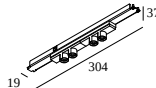


## SPM20 - JUM-OH! 4R AIR 92730

29811 9220 B

BESCHIKBAAR IN  
ZWART 29811 9220 B



[Bekijk op website](#)



### Algemene info

<b>LOCATIE</b>	binnen
<b>INSTALLATIE</b>	Plafond Inbouw
<b>ZAAGMAAT/OPENING (MM)</b>	rechthoekig - KIT
<b>STOF EN WATERDICHTHEID</b>	IP20
<b>GEWICHT (KG)</b>	0.2
<b>RICHTBAARHEID</b>	niet richtbaar
<b>INFO</b>	4 x REFLECTOR FL-30° EXCL.LED POWER SUPPLY 350-700mA-DC

### Elektrische info

<b>KLASSE</b>	III
<b>DIM TYPE</b>	afhankelijk van de te kiezen externe voeding
<b>ENERGIE KLASSE</b>	F

### Info lichtbron

<b>LIGHTSOURCE NAME</b>	LED
<b>LICHTBRON</b>	4 x (LED array 1-2W / CRI>90 (R9: 55) / 2700K / 120-220lm)
<b>TM-30 WAARDEN</b>	rf: 91 / Rg: 100
<b>SMDC</b>	SDCM3
<b>RISK-GROEP</b>	RG2
<b>LM80</b>	L90B10 > 150000
<b>BEAMANGLE</b>	30°
<b>LED TECHNIEK (LICHTBRON)</b>	880lm // 8W // 110lm/W
<b>LED TECHNIEK (TOESTEL)</b>	728lm // 9,2W // 79lm/W

### Benodigdheden

SPM20 - AIR KIT 1  
LED POWER SUPPLY 350 / 500 / 700mA-DC DIM

Voor gedetailleerde montage gegevens, consulteer de handleiding : [29811\\_XXX0\\_HAND.pdf](#)

# DELTALIGHT

## SPM20 - JUM-OH! 4R AIR 92730

29811 9220 B

### PLAFOND COMPATIBILITEIT

Ceiling Type

Mounting Kit



Ventilation in plasterboard

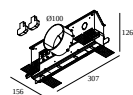


29810 1010 - SPM20 - AIR KIT 1

Required

## VERVOLLEDIG UW SPECIFICATIE

### AIR kit voor M20



**29810 1010** SPM20 - AIR KIT 1



Uitsparingsmaat (mm): 50 x 310

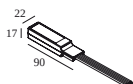
### LED voedingen

### # armaturen



# armaturen geeft aan hoeveel toestellen op de voeding kunnen worden aangesloten (min -> max). De waarden vóór en na de '|' komen respectievelijk overeen met de minimale en maximale aanstroom. Waarden tussen haakjes zijn van toepassing op 110V.

Min. stroom | Max. stroom



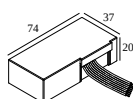
**300 48 350 ED1** LED POWER CONVERTER 48V-DC to 350 mA-DC / 15W DIM1

3



Dimtype: 1-10V

Uitsparingsmaat (mm): 30



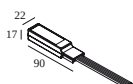
**300 48 350 ED5** LED POWER CONVERTER 48V-DC to 350 mA-DC / 15W DIM5

3



Dimtype: DALI

Uitsparingsmaat (mm): 45



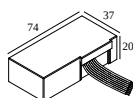
**300 48 350 MDL** LED POWER CONVERTER 48V-DC to 350 mA-DC / 15W MDL

3



Dimtype: niet dimbaar

Uitsparingsmaat (mm): 30



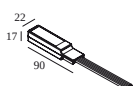
**300 48 350 WDL** LED POWER CONVERTER 48V-DC to 350 mA-DC / 15W WDL

3



Dimtype: WDL = draadloos

Uitsparingsmaat (mm): 45



**300 48 500 ED1** LED POWER CONVERTER 48V-DC to 500 mA-DC / 22W DIM1

3



Dimtype: 1-10V

Uitsparingsmaat (mm): 30

# DELTALIGHT

## SPM20 - JUM-OH! 4R AIR 92730

29811 9220 B



**300 48 500 ED5** LED POWER CONVERTER 48V-DC to 500 mA-DC / 22W DIM5

3

Dimtype: DALI

Uitsparingsmaat (mm): 45



**300 48 500 MDL** LED POWER CONVERTER 48V-DC to 500 mA-DC / 22W MDL

3

Dimtype: niet dimbaar

Uitsparingsmaat (mm): 30



**300 48 500 WDL** LED POWER CONVERTER 48V-DC to 500 mA-DC / 22W WDL

3

Dimtype: WDL = draadloos

Uitsparingsmaat (mm): 45



**300 48 700 ED1** LED POWER CONVERTER 48V-DC to 700 mA-DC / 25W DIM1

3

Dimtype: 1-10V

Uitsparingsmaat (mm): 30



**300 48 700 ED5** LED POWER CONVERTER 48V-DC to 700 mA-DC / 25W DIM5

3

Dimtype: DALI

Uitsparingsmaat (mm): 45



**300 48 700 MDL** LED POWER CONVERTER 48V-DC to 700 mA-DC / 25W MDL

3

Dimtype: niet dimbaar

Uitsparingsmaat (mm): 30



**300 48 700 WDL** LED POWER CONVERTER 48V-DC to 700 mA-DC / 25W WDL

3

Dimtype: WDL = draadloos

Uitsparingsmaat (mm): 45



**300 90 61** LED POWER SUPPLY MULTI-POWER DIM6

4 | 4 | 4

Dimtype: net-dimbaar (fase afsnijding) of met drukknop

Uitsparingsmaat (mm): 56



**300 90 63** LED POWER SUPPLY MULTI-POWER DIM9

6(6) | 6(6) | 6(4)

Dimtype: 1-10V of DALI of drukknop

Uitsparingsmaat (mm): 82



**300 90 64** LED POWER SUPPLY MULTI-POWER DIM7

4(3) | 4(2) | 4(1)

Dimtype: 1-10V of met drukknop

Uitsparingsmaat (mm): 72

# DELTALIGHT

## SPM20 - JUM-OH! 4R AIR 92730

29811 9220 B



**300 90 67**

LED POWER CONVERTER 24V-DC TO MULTI CURRENT 48W DIM9

3 | 3



**Dimtype: 1-10V of DALI of drukknop**



**300 90 68**

LED POWER SUPPLY MULTI-POWER DIM5

4(3) | 4(2) | 3(1)



**Dimtype: DALI**

**Uitsparingsmaat (mm): 72**



**300 90 69**

LED POWER SUPPLY MULTI-POWER HV DIM9

2->10(9) | 10(7) | 7(4)



**Dimtype: 1-10V of DALI of drukknop**

**Uitsparingsmaat (mm): 84**



**300 90 124**

LED POWER SUPPLY MULTI-POWER DIM7

2->4(3) | 3(2) | 2(1)



**Dimtype: 1-10V of met drukknop**

**Uitsparingsmaat (mm): 55**



**300 90 125**

LED POWER SUPPLY MULTI-POWER MINI DIM5

4(3) | 3(2) | 2(1)



**Dimtype: DALI**

**Uitsparingsmaat (mm): 55**



**300 90 135**

LED POWER SUPPLY MULTI-POWER HV

5->6 | 3->7 | 3->7



**Dimtype: niet dimbaar**

**Uitsparingsmaat (mm): 90**



**21012 0010**

LED POWER SUPPLY MULTI POWER

2->3 | 3 | 3



**Dimtype: niet dimbaar**

**Uitsparingsmaat (mm): 50**



**21012 0021**

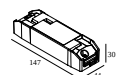
LED POWER SUPPLY MULTI POWER DIM1

4 | 4 | 4



**Dimtype: 1-10V**

**Uitsparingsmaat (mm): 54**



**21012 0035**

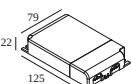
LED POWER SUPPLY MULTI POWER DIM5

4 | 4 | 4



**Dimtype: DALI**

**Uitsparingsmaat (mm): 54**



**21012 004W**

LED POWER SUPPLY MULTI-POWER WDL

6(6) | 6(6) | 6(5)



**Dimtype: WDL = draadloos**

**Uitsparingsmaat (mm): 84**

# DELTALIGHT

## SPM20 - JUM-OH! 4R AIR 92730

29811 9220 B



**21012 005W** LED POWER SUPPLY MULTI-POWER COMPACT WDL

4 | 4 | 4

**Dimtype: WDL = draadloos**

**Uitsparingsmaat (mm): 54**



**21012 0258** LED POWER SUPPLY MULTI POWER 200-350 / 10W DIM8

2->2

**Dimtype: net-dimbaar (fase afsnijding)**

**Uitsparingsmaat (mm): 50**



**21012 0268** LED POWER SUPPLY MULTI POWER 200-350 / 15W DIM8

3->3

**Dimtype: net-dimbaar (fase afsnijding)**

**Uitsparingsmaat (mm): 50**



**21012 0278** LED POWER SUPPLY MULTI POWER 500-700 / 20W DIM8

2->2 | 2->2

**Dimtype: net-dimbaar (fase afsnijding)**

**Uitsparingsmaat (mm): 55**



**21012 0288** LED POWER SUPPLY MULTI POWER 500-700 / 36W DIM8

3->4 | 3->4

**Dimtype: net-dimbaar (fase afsnijding)**

**Uitsparingsmaat (mm): 55**

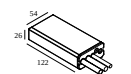


**21012 0298** LED POWER SUPPLY MULTI POWER 250-900 / 20W DIM8

3 | 3 | 2

**Dimtype: net-dimbaar (fase afsnijding)**

**Uitsparingsmaat (mm): 48**

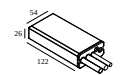


**21012 0480** LED POWER SUPPLY 350mA-DC / 17W IP68

4(3)

**Dimtype: niet dimbaar**

**Uitsparingsmaat (mm): 60**



**21012 0490** LED POWER SUPPLY 700mA-DC / 30W IP68

3(1)

**Dimtype: niet dimbaar**

**Uitsparingsmaat (mm): 60**

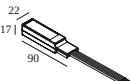


**21012 0500** LED POWER SUPPLY 500mA-DC / 24W IP68

4(2)

**Dimtype: niet dimbaar**

**Uitsparingsmaat (mm): 60**



**21032 0295** LED POWER CONVERTER 48V-DC to 350 mA-DC / 15W DIM5

3

**Dimtype: DALI**

**Uitsparingsmaat (mm): 30**

# DELTALIGHT

## SPM20 - JUM-OH! 4R AIR 92730

29811 9220 B



**21032 0305**

LED POWER CONVERTER 48V-DC to 500 mA-DC / 22W DIM5

3



**Dimtype: DALI**

**Uitsparingsmaat (mm): 30**



**21032 0315**

LED POWER CONVERTER 48V-DC to 700 mA-DC / 25W DIM5

3



**Dimtype: DALI**

**Uitsparingsmaat (mm): 30**

Notes: