


M-JUM-OH!



Jum-Oh is available as a single or double unit with 2 or 4 LEDs Inside. A black ring shields off the individual LEDs, making it very comfortable for the eye when looking towards it. Combining function and form, these rings are drawn to end of the same level of the profile itself, resulting in a minimalistic fusion of circles and lines.

Specification	
Adjustability:	Fixed
Rating:	IP20

Performance	Jum-Oh! 2	Jum-Oh! 4
LED Maintenance:	L80>150,000h	
McAdam Step:	3	
CRI:	90	
*SP:	5W	9W

Delivered Lumens	2700K	3000K	3500K
M-Jum-Oh! 2:	439Lm	481Lm	501Lm
M-Jum-Oh! 4:	878Lm	962Lm	1002Lm

Listing

ETL certified to US and Canadian safety standards.

Warranty

5-year limited warranty.

Ordering

ALL BOXES MUST BE FILLED IN TO CORRECTLY ORDER

Example: JUM2-SPMD30F-B-ML-D5

Luminaire	Size	Power*	Optic	CCT	Function	Finish	Application ⁽¹⁾	Controls
JUM JUM-OH!	2 2 downlights	SP Standard Power	MD Medium Spot 30°	27 2700K	F Fixed	B Black	M20H Shiftline M26H / Shiftline M26H + SBL ⁽²⁾ / Splitline M20 / Splitline M20 ST Profile	MDL⁽²⁾ 0-10V dim via Modulator
	4 2 X 2 downlights			30 3000K				
				35 3500K			ML Shiftline M26L Profile	D5 Dali dim
								WD⁽²⁾ Wireless dim

¹ Profile system hardware specified separately.
² Shiftline M26H + SBL only available with Controls D5.

Related Products

M-LED, M-LED Line, M-Dot.Com M4, M-Inform

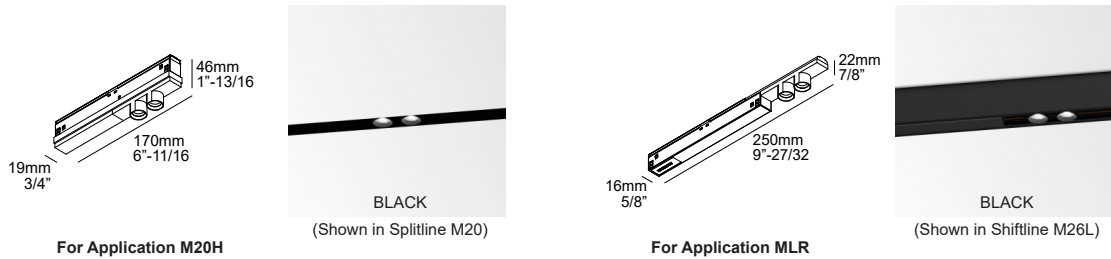
DELTALIGHT

www.deltalight.com

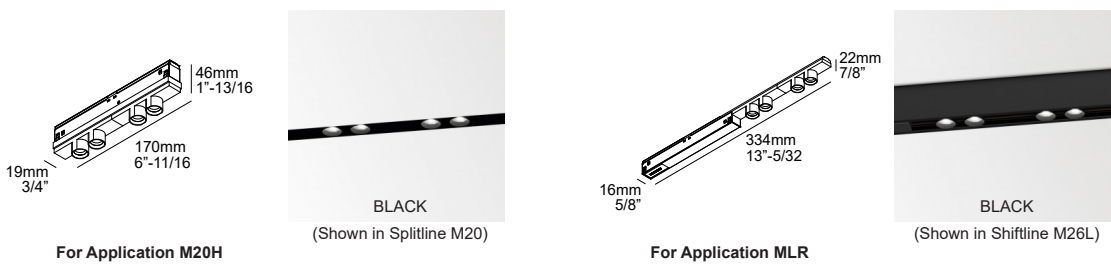


Finish Options

M-JUM-OH! 2



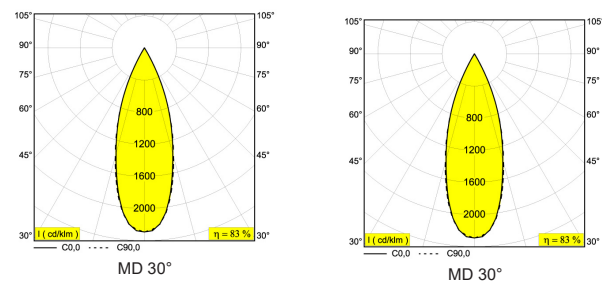
M-JUM-OH! 4



Photometric Data

M-JUM-OH! 2

M-JUM-OH! 4



Installation Options

Delta Light's Magnetic Systems all utilize 48V remote power supplies. With a maximum of 96W per power supply, the below details maximum magnetic modules per power feed.

Maximum Capacity per Remote Power Supply	M-Jum-Oh! 2	M-Jum-Oh! 4
*SP:	18	9

FOR SYSTEM HARDWARE, REFER TO THE FOLLOWING PROFILE SYSTEMS:
Shiftline M26H (surface/suspended, high-height, optional curved corner connectors)
Shiftline M26H + SBL (surface/suspended, high-height, integral continuous light line)
Shiftline M26L (surface/suspended, low-height, stacking possible)
Splitline M20 (recessed, knife-edge, optional curved corner connectors)
Splitline M20 ST (recessed, small trim)

As technology changes, please use information above as guidance. For most recent updated information please contact factory. Specifications subject to change without notice.